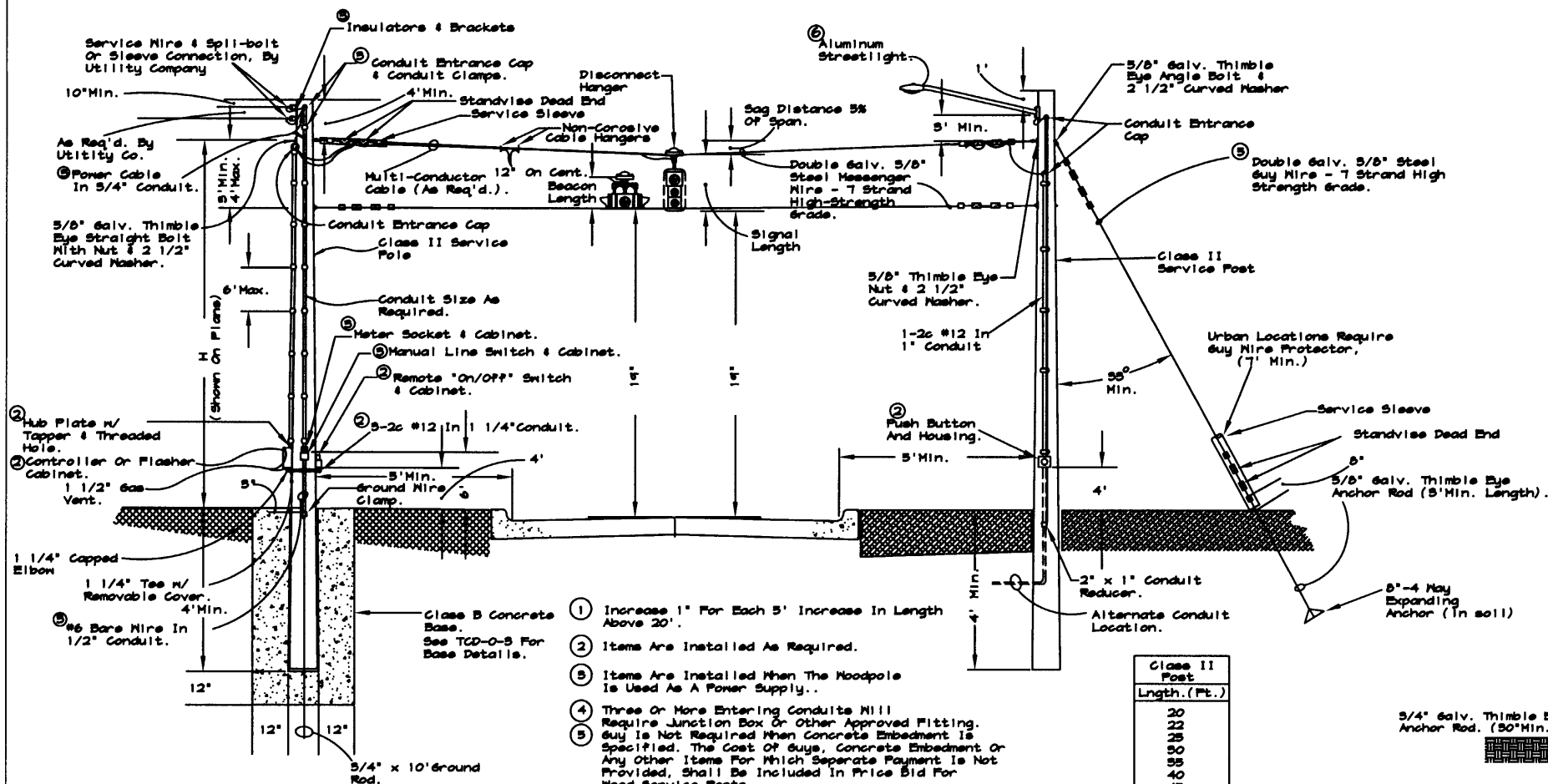


NOTE:
All Appurtenances To Be Mounted
On Post Shall Be Fastened To The
Pole In The Manner Recommended
By The Manufacture.

SEE SHEET TCD-0-5A FOR MORE DETAILS

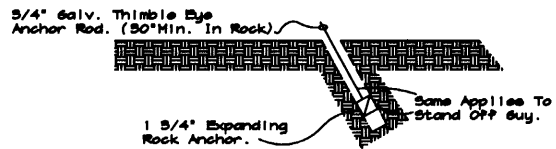
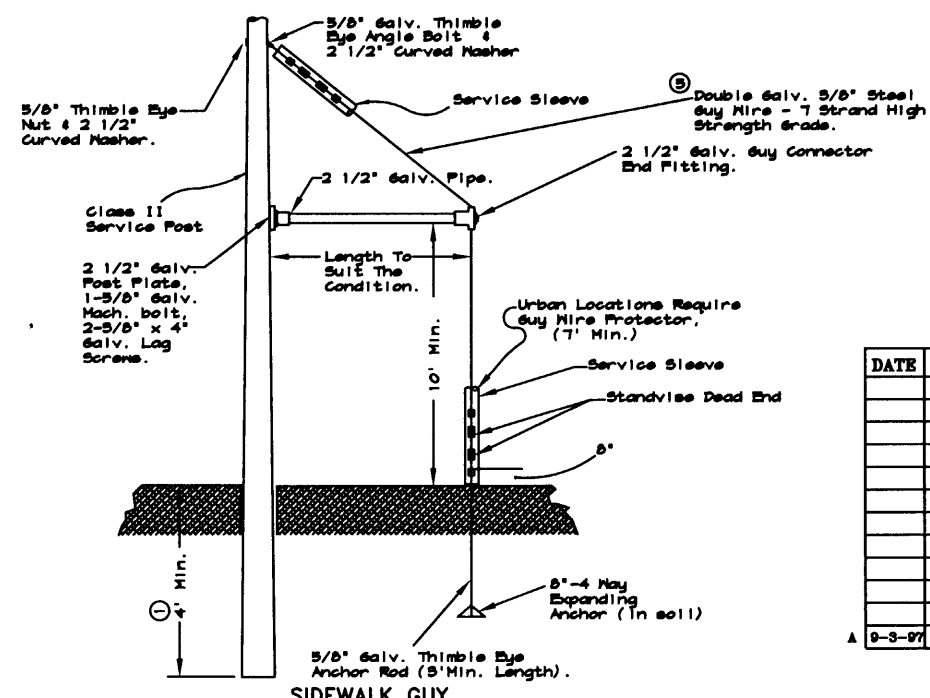
STEEL POST SPAN ASSEMBLY



- ① Increase 1" For Each 5' Increase In Length Above 20'.
- ② Items Are Installed As Required.
- ③ Items Are Installed When The Woodpole Is Used As A Power Supply.
- ④ Three Or More Entering Conduits Will Require Junction Box Or Other Approved Fitting. Guy Is Not Required When Concrete Embedment Is Specified. The Cost Of Guys, Concrete Embedment Or Any Other Items For Which Separate Payment Is Not Provided, Shall Be Included In Price Bid For Wood Service Posts.
- ⑤ Items Are Installed When Street Light Is Required.

Class II Post Length (Ft.)
20
22
25
30
35
40
45
50
55
60
65
70

WOOD POST SPAN ASSEMBLY
Note: This Drawing Is Not To Scale, Follow Dimensions.



DATE	NAME	REVISION

KANSAS CITY, MISSOURI
PUBLIC WORKS DEPARTMENT
TRANSPORTATION PLANNING AND DESIGN SECTION

SPAN WIRE HUNG SIGNAL DETAILS
SPAN AND GUY ASSEMBLY DETAILS

PROJ. NO. _____

Sheet _____ of _____

TCD-0-5B