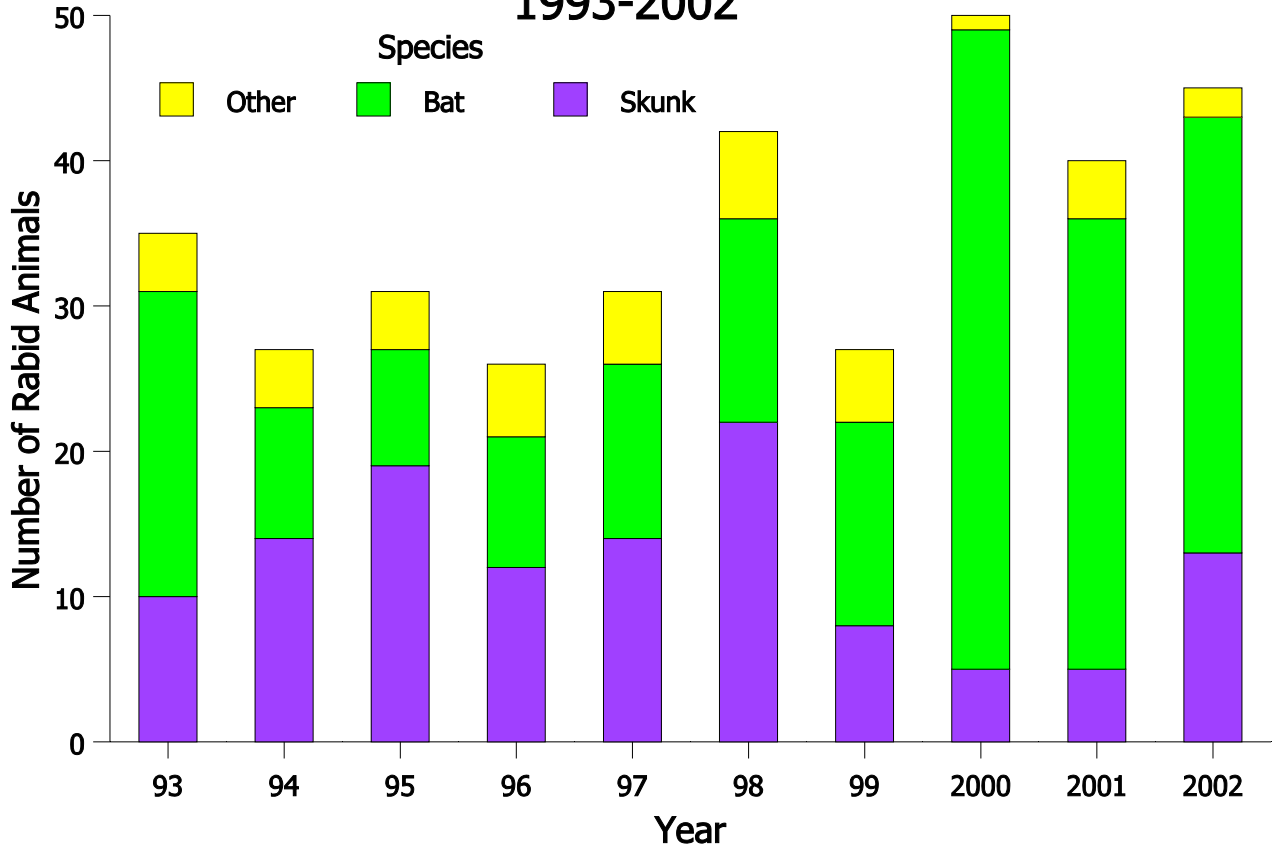


## Rabid Animals, Missouri 2002

County	Bat	Skunk	Cow	Cat
Audrain	1			
Barton		1		
Bollinger	1			
Boone	3			
Buchanan	1			
Callaway	2			
Camden	1			
Carter		1		
Cass	1			
Cole	2			
Dent				1
Howell		6		
Jackson	2			
Johnson	1			
Miller	1			
Ozark		2		
Pettis	1			
St. Charles	1			
St. Francois		1		
St. Louis City	4			
St. Louis County	8			
Ste. Genevieve		1		
Shannon			1	
Wright		1		
<b>Total</b>	<b>30</b>	<b>13</b>	<b>1</b>	<b>1</b>

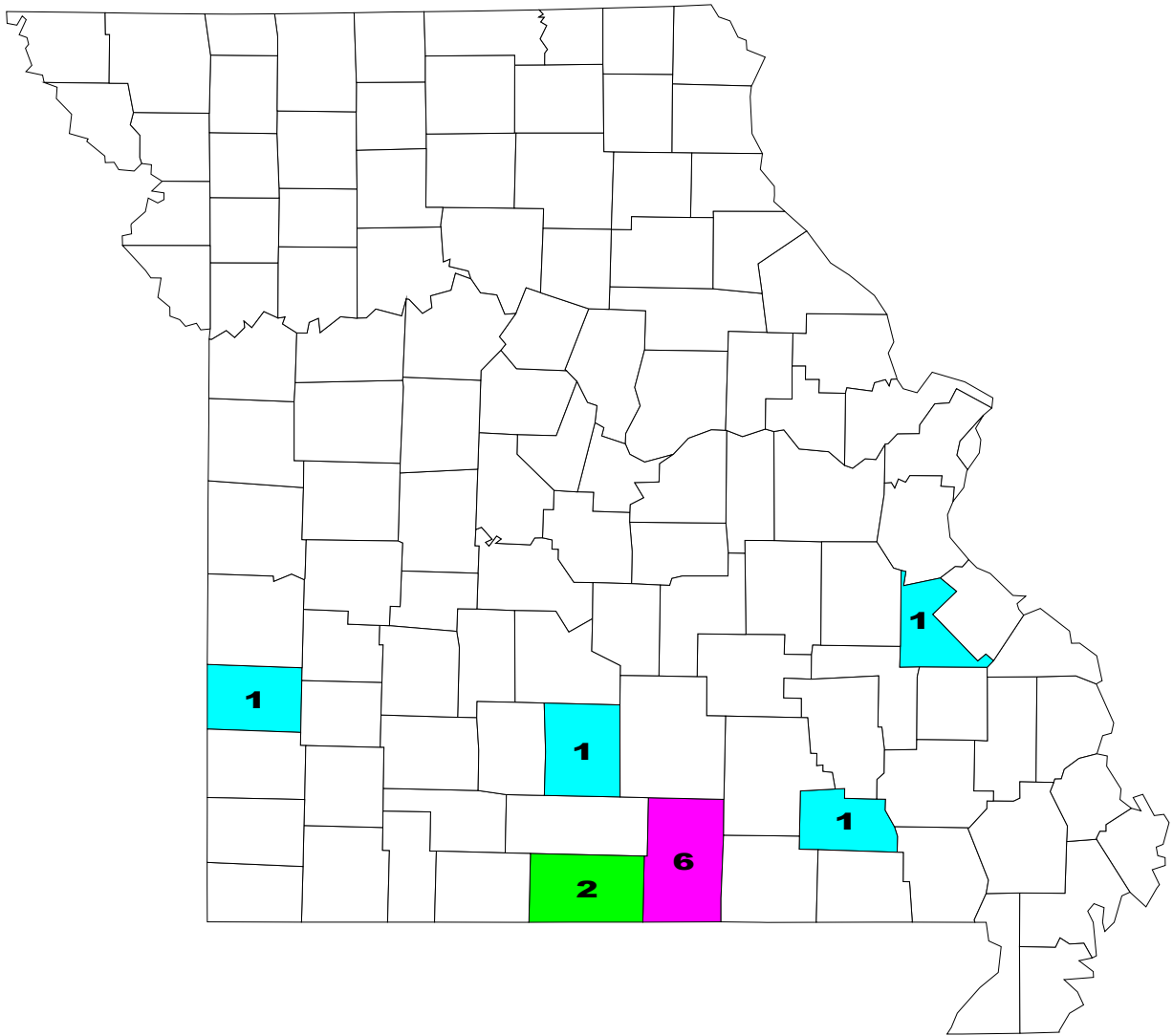
# Rabies in Missouri by Species

1993-2002

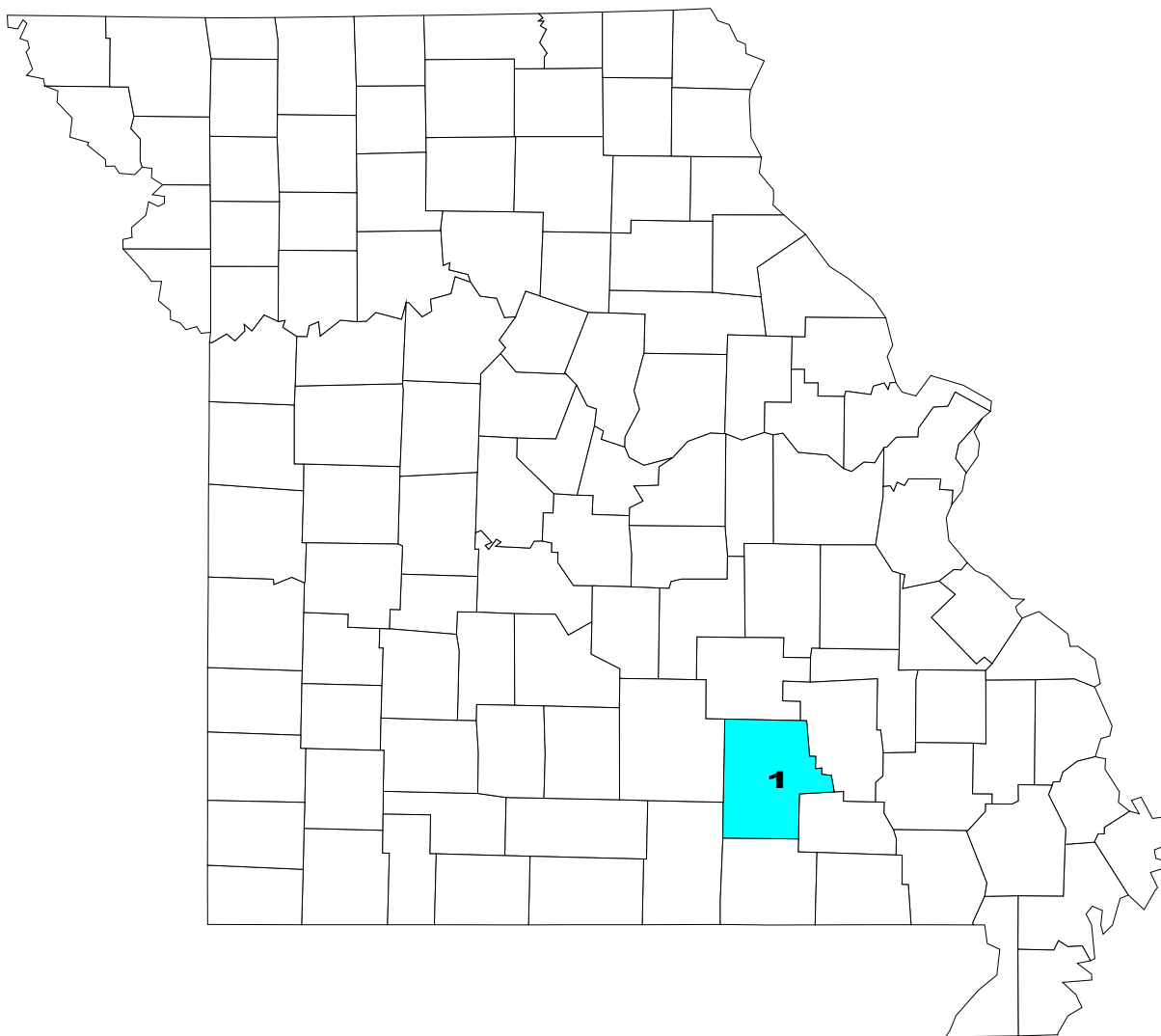




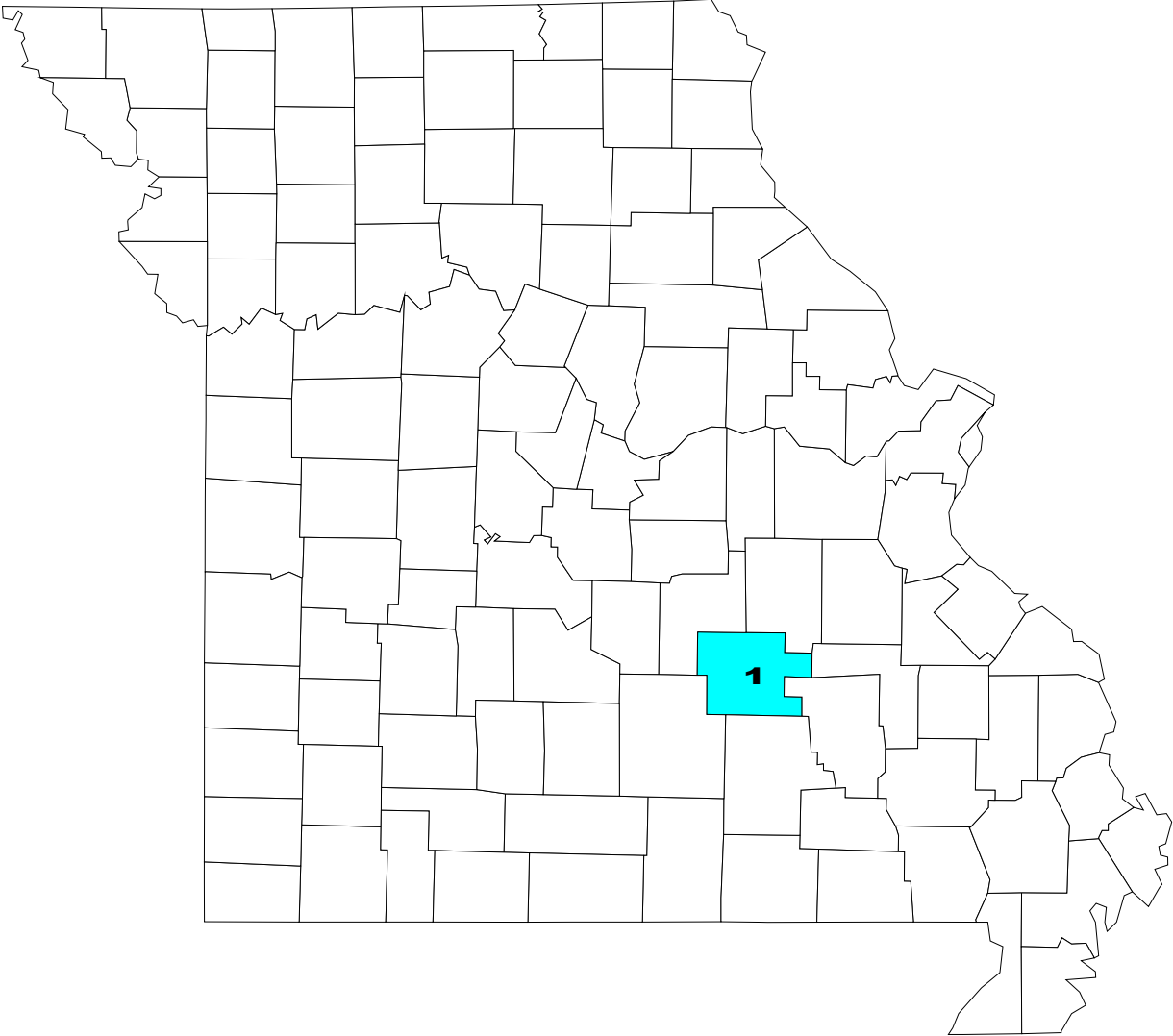
# Rabid Skunks by County, Missouri - 2002



# Rabid Cattle by County, Missouri - 2002



# Rabid Cats by County, Missouri - 2002



## Rabid Animals per Submissions by Month - 2002

Month	Missouri		Kansas City	
	# Rabid/ # Submitted	% Rabid	# Rabid/ # Submitted	% Rabid
January	0/141	-	0/5	-
February	1/107	0.9	0/3	-
March	2/121	1.6	0/3	-
April	4/159	2.5	0/4	-
May	8/257	3.1	0/3	-
June	3/222	1.4	0/5	-
July	3/280	1.1	0/8	-
August	12/318	3.8	0/4	-
September	7/171	4.1	0/3	-
October	4/190	2.2	0/6	-
November	1/128	0.8	0/3	-
December	0/113	-	0/2	-
<b>Total</b>	<b>45/2,202</b>	<b>2.0</b>	<b>0/49</b>	<b>-</b>

## Laboratory Confirmed Cases of Rabies in Animals, Missouri

Species	Year										Total
	1993	1994	1995	1996	1997	1998	1999	2000	2001	2002	
Dog	1	2	1	1	2	2			1		10
Cat	1	1	1	2	3	1	2		1	1	13
Cow	1			2			1	1		1	6
Horse	1	1	1			2	1		1		7
Bat	21	9	8	9	12	14	14	44	31	30	192
Skunk	10	14	19	12	14	22	8	5	5	13	122
Raccoon							1				1
Fox			1			1			1		3
<b>Total</b>	<b>35</b>	<b>27</b>	<b>31</b>	<b>26</b>	<b>31</b>	<b>42</b>	<b>27</b>	<b>50</b>	<b>40</b>	<b>45</b>	<b>354</b>

Rabies Cases in Missouri by Number of Submissions, Number of Cases,  
Rate of Cases/1,000 Submissions, by Year

Year	Submissions	Cases	Rate
1990	2,323	30	12.9
1991	2,531	28	11.1
1992	2,745	37	13.5
1993	2,145	35	16.3
1994	1,817	27	14.9
1995	1,892	31	16.3
1996	2,033	26	12.8
1997	2,421	31	12.8
1998	2,450	42	17.1
1999	2,622	27	10.3
2000	2,918	50	17.1
2001	2,782	40	14.4
2002	2,202	45	20.4

### Rabies Examinations by Species, Missouri 2002

Species	# Examinations	# Rabid	% Rabid
Dog	593	0	-
Cat	631	1	0.2
Bat	551	30	5.4
Skunk	38	13	34.2
Fox	10	0	-
Cow	24	1	4.2
Horse	38	0	-
Ferret	7	0	-
Raccoon	127	0	-
Rodent/Rabbit	138	0	-
Other domestic	6	0	-
Other wild	38	0	-
Unknown	1	0	-
<b>Total</b>	<b>2,202</b>	<b>45</b>	<b>2.0</b>

## Summary of Rabid Animals in Missouri by Species and Month of Diagnosis

Species	J	F	M	A	M	J	J	A	S	O	N	D	Total
Skunk	119	93	185	260	222	150	121	115	86	150	112	102	1,715
Bat	5	2		16	39	33	62	112	98	45	15	1	428
Raccoon		1	4		2	2	1	1				2	13
Opossum		1											1
Fox	2	5	3	3	4	5	2	3	2		1		30
Coyote			2				1						3
Dog	17	17	19	15	17	7	14	14	5	17	8	5	155
Cat	6	7	5	1	9	7	14	11	4	6	6	11	87
Cow	15	9	13	15	16	6	8	8	3	5	8	11	116
Horse	2	2	2		2	2	1	1	1		1	1	19
Pig	2												2
Goat												1	1
<b>Total</b>	<b>168</b>	<b>137</b>	<b>233</b>	<b>310</b>	<b>311</b>	<b>212</b>	<b>224</b>	<b>265</b>	<b>199</b>	<b>223</b>	<b>151</b>	<b>134</b>	<b>2,570</b>

### Rabies in Kansas City, Missouri, 1980-2002

Year	Bat	Cat	Other
1980		1	
1981			
1982	1		
1983			
1984	2		
1985	1		
1986			
1987			
1988			
1989	1		
1990	1		
1991	1		
1992			
1993	1		
1994			
1995			
1996			
1997	3		
1998	4		
1999			
2000	1		
2001			
2002			

## Animal Bites by Month, Kansas City, Missouri - 2002

Month	Dogs	Cats	Bats	Other
January	23	4		
February	29	1	1	
March	38	1	1	
April	51	6	1	1
May	50	8	1	
June	52	9	3	
July	40	10	4	2
August	38	5	1	1
September	32	7	2	2
October	22	3		
November	23	2	2	
December	24	1	1	
<b>Total</b>	<b>422</b>	<b>57</b>	<b>17</b>	<b>6</b>

### Animal Bites by Species by Year, Kansas City, Missouri, 1993-2002

<b>Year</b>	<b>Dog</b>	<b>Cat</b>	<b>Other</b>
1993	566	123	11
1994	592	100	15
1995	584	107	11
1996	590	90	17
1997	567	102	20
1998	512	100	10
1999	475	77	15
2000	496	80	19
2001	322	61	1
2002	422	57	23

### Animal Bites per 100,000 Kansas City, Missouri, Residents

<b>Year</b>	<b>Dog</b>	<b>Cat</b>	<b>Other</b>
1993	129.5	28.1	2.5
1994	135.2	22.8	3.4
1995	133.2	24.4	2.5
1996	134.4	20.5	3.9
1997	129.0	23.2	4.5
1998	116.3	22.7	2.3
1999	107.7	17.4	3.4
2000	112.3	13.8	4.3
2001	72.9	13.8	0.2
2002	95.6	15.2	5.2

### Dog Bites by Month and Year, Kansas City, Missouri

Month	93	94	95	96	97	98	99	00	01	02	Total
Jan	18	21	21	30	24	39	20	22	na	23	218
Feb	30	30	37	54	39	32	34	28	na	29	313
Mar	40	50	57	43	46	39	35	39	na	38	387
Apr	53	64	59	61	56	52	52	54	na	51	502
May	81	83	68	76	50	66	47	52	na	50	573
June	56	55	76	68	71	50	46	69	na	52	543
July	61	60	55	56	76	53	52	61	na	40	514
Aug	53	61	61	49	69	37	40	49	na	38	457
Sept	60	56	47	54	55	42	45	39	na	32	430
Oct	47	36	47	45	32	45	53	37	na	22	364
Nov	29	42	35	27	31	28	33	18	na	23	266
Dec	38	34	21	27	18	29	18	29	na	24	238
Total	566	592	584	590	567	512	474	496	322	422	5125

### Cat Bites by Month and Year, Kansas City, Missouri

Month	93	94	95	96	97	98	99	00	01	02	Total
Jan	7	7	12	2	5	8	2	4	na	4	51
Feb	6	4	10	6	11	4	4	2	na	1	48
Mar	7	10	6	6	7	5	8	6	na	1	56
Apr	9	4	8	8	7	12	5	11	na	6	70
May	12	10	12	10	8	11	3	12	na	8	86
June	11	5	11	13	6	6	9	11	na	9	81
July	15	18	12	12	12	12	8	14	na	10	113
Aug	11	23	11	10	10	12	6	7	na	5	95
Sept	12	7	7	7	7	8	10	4	na	7	69
Oct	19	5	9	4	13	8	5	10	na	3	76
Nov	3	4	5	6	14	7	9	3	na	2	53
Dec	11	3	4	6	2	7	8	2	na	1	44
Total	123	100	107	90	102	100	77	80	61	57	897

### Animal Head Submissions, Kansas City, Missouri, 2002

Species	J	F	M	A	M	J	J	A	S	O	N	D	Total
Dog	3	1	2	1	2	1		3	1	5	3	1	23
Cat	2	1		1	1	1	2			1			9
Bat		1	1	1		3	4	1	2			1	14
Raccoon				1			1						2
Squirrel							1						1
Total	5	3	3	4	3	5	8	4	3	6	3	2	49

### Summary of Animals Submitted for Rabies Examination, Kansas City, Missouri

Year	Number Submitted	Dog	Cat	HR* other	LR* other
1993	30	11	16	11	2
1994	74	22	17	31	4
1995	54	31	11	10	2
1996	78	37	24	12	5
1997	99	28	19	42	10
1998	230	9	14	237	
1999	117	43	7	64	3
2000	71	21	10	39	2
2001	26	12	13	1	
2002	49	23	9	16	1

\* HR other = high risk other species, eg bats  
 \*\* LR other = low risk other species, eg, squirrels

There was one rabid bat in 1993; three rabid bats in 1997, four rabid bats in 1998; one rabid bat in 2000.