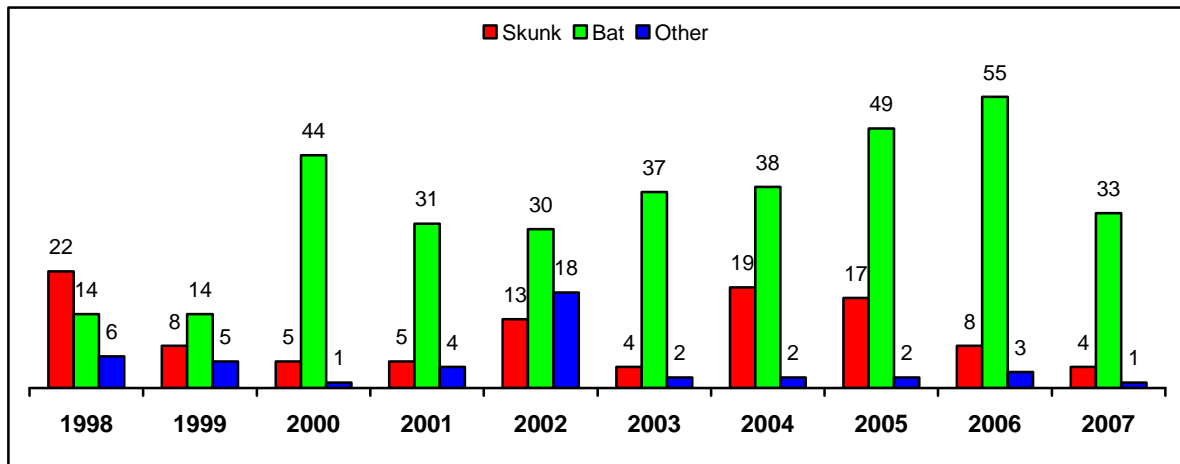


**Table 1 Rabid animals in Missouri, 2007**

County	Bat	Skunk	Horse
Boone	3		
Buchanan	2		
Butler	1		
Clay	1		
Cole	2		
Crawford	1		
Franklin	4		
Gasconade	1		
Henry		1	
Holt	1		
Howell		1	
Jackson	3		
Monroe	1		
Osage		1	
Perry		1	
Phelps	1		1
St Louis County	8		
St Louis City	4		
<b>Total</b>	<b>33</b>	<b>4</b>	<b>1</b>

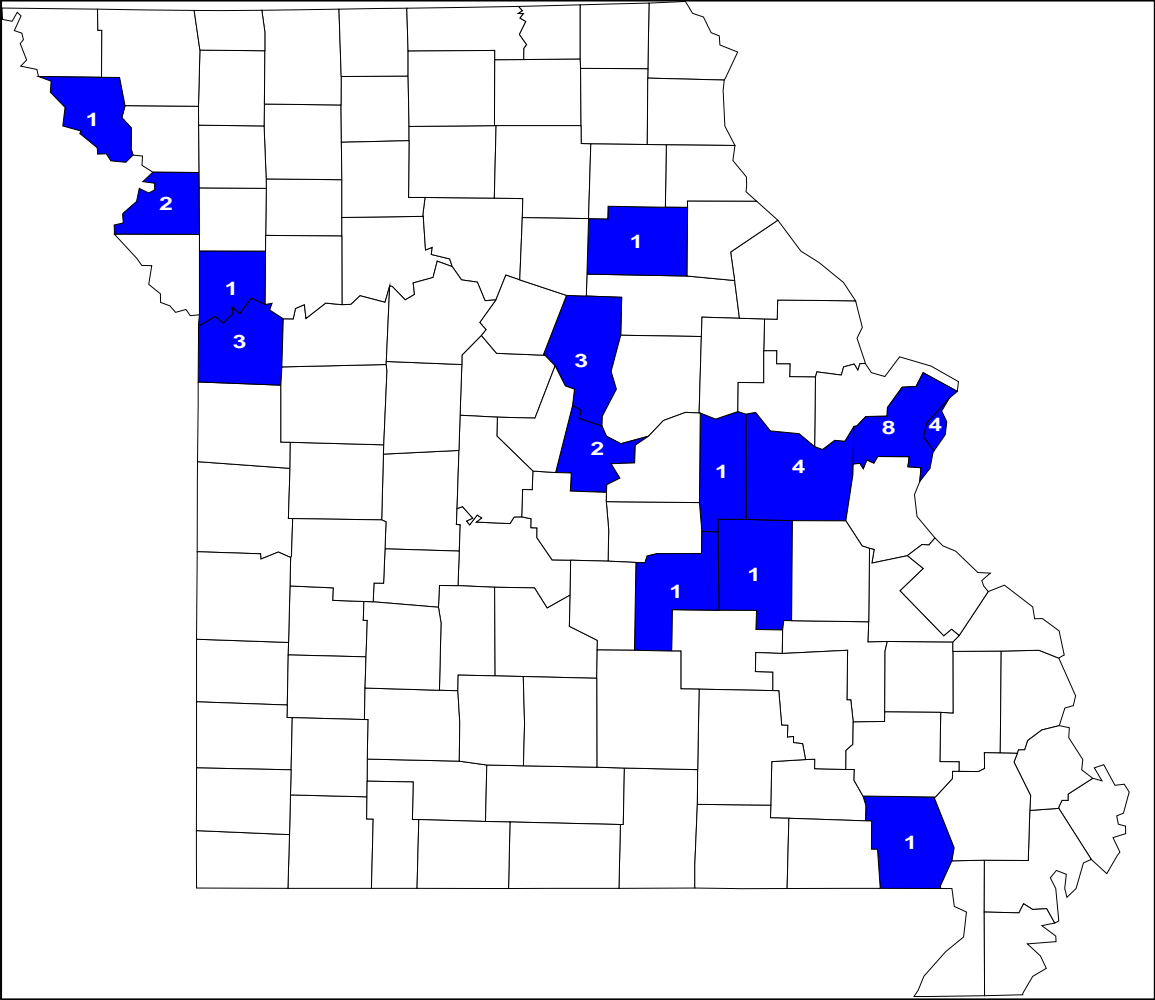
**Figure 1 Animal rabies in Missouri by year**



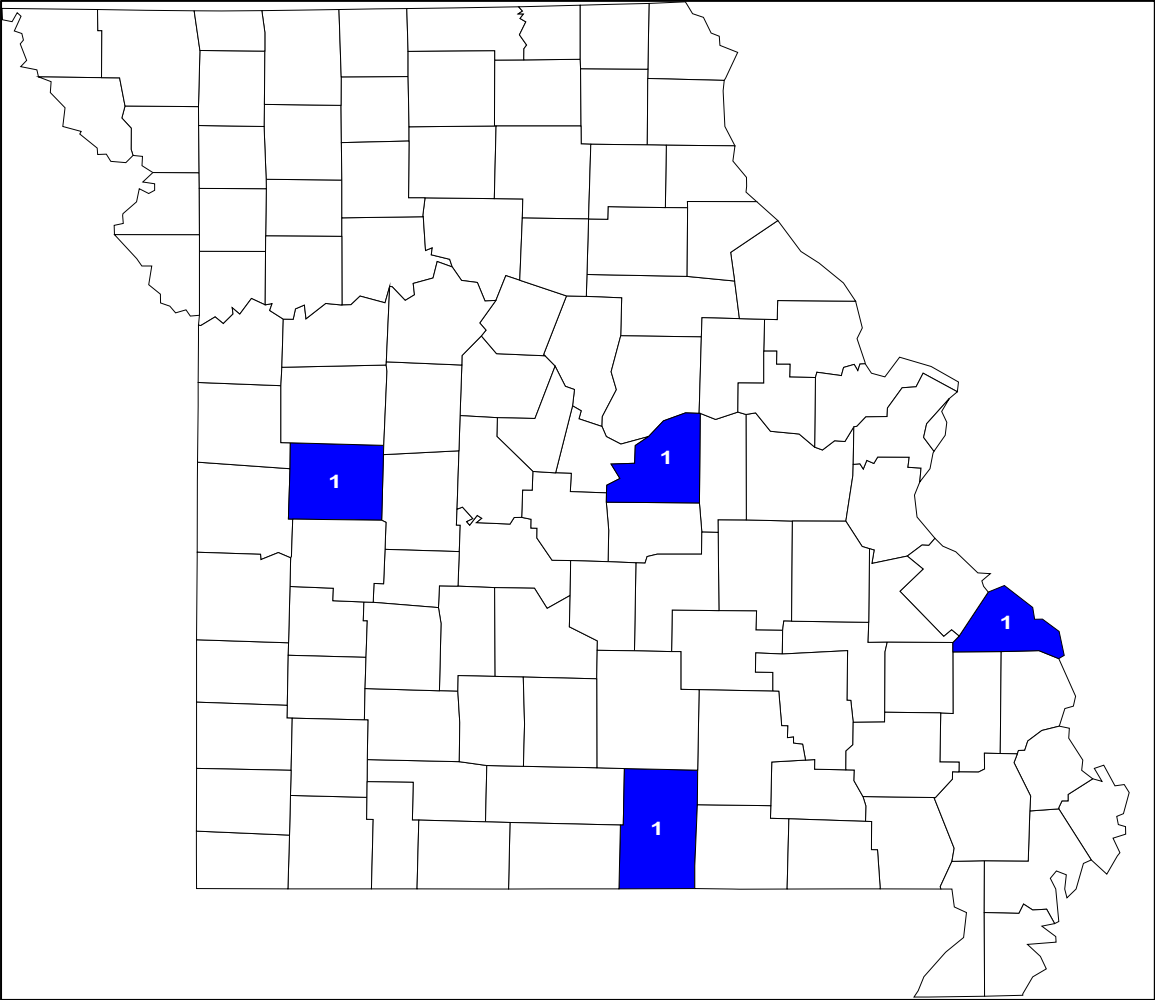
**Figure 2 Laboratory confirmed rabies in animals, Missouri, 1997-2006**

Species	1998	1999	2000	2001	2002	2003	2004	2005	2006	2007
Bat	14	14	44	31	30	37	38	54	55	33
Skunk	22	8	5	5	13	4	19	17	8	4
Raccoon		1			1					
Fox	1			1						
Dog	2			1		1	1	1		
Cat	1	2		1	1	1				
Cow		1	1		1				1	
Goat							1			
Horse	2	1		1	6			1	2	1
<b>Total</b>	<b>42</b>	<b>27</b>	<b>50</b>	<b>40</b>	<b>64</b>	<b>43</b>	<b>59</b>	<b>73</b>	<b>66</b>	<b>38</b>

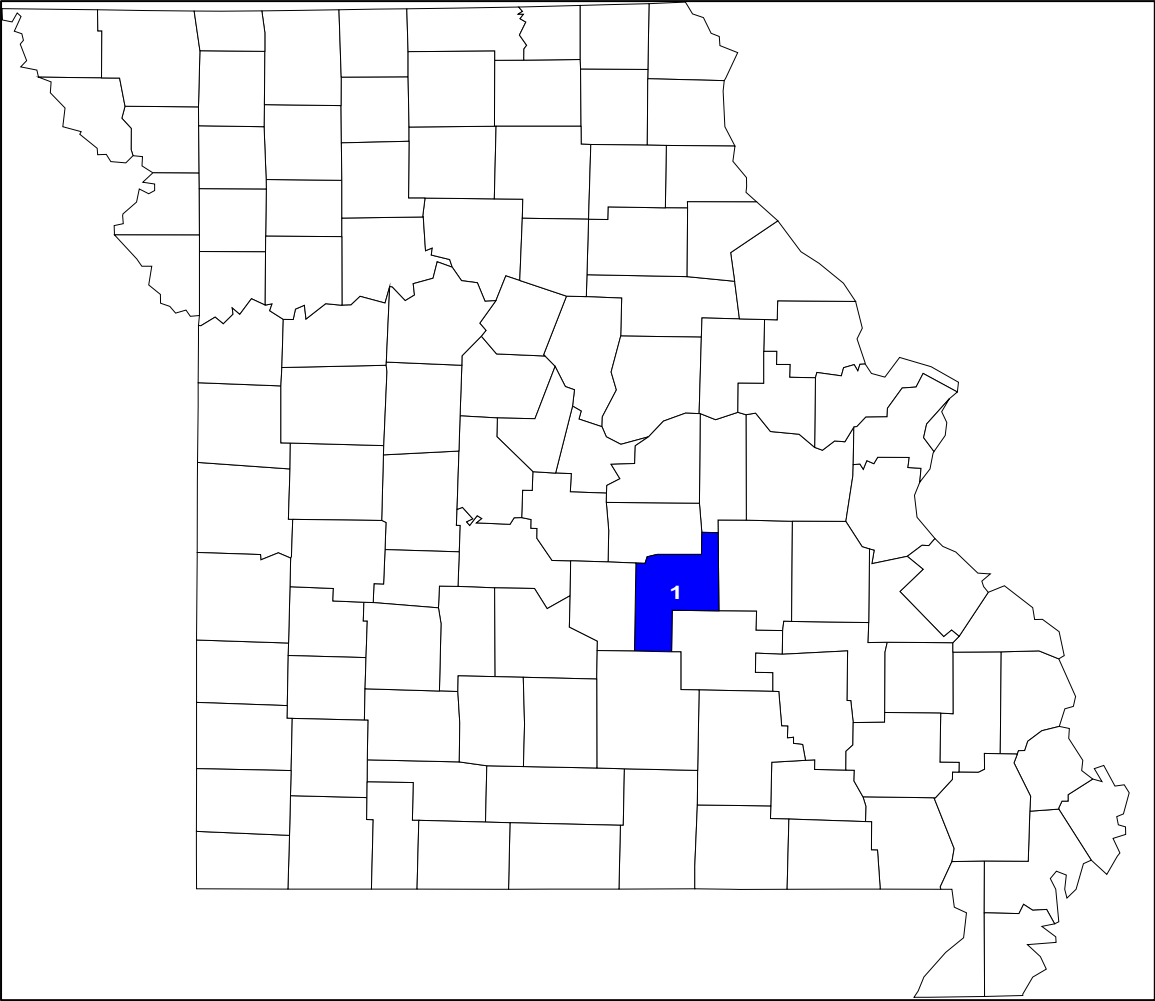
Figure 2 Rabid bats, Missouri, 2007



**Figure 3 Rabid skunks, Missouri, 2007**



**Figure 4 Rabid horse, Missouri, 2007**



**Table 2 Rates of positive rabies diagnoses in Missouri**

<b>Year</b>	<b>Submissions</b>	<b>Cases</b>	<b>Rate/1,000 submissions</b>
1998	2,450	42	17.1
1999	2,622	27	10.3
2000	2,918	50	17.1
2001	2,782	40	14.4
2002	2,202	45	20.4
2003	2,069	43	20.8
2004	2,352	59	25.1
2005	2,594	73	28.1
2006	2,658	66	24.8
2007	3,036	38	12.5

**Table 3 Rabies examinations by species, Missouri, 2007**

<b>Species</b>	<b># Examined</b>	<b># Rabid</b>	<b>% Rabid</b>
Dog	673	0	
Cat	579	0	
Horse	19	1	5.3
Cow	13	0	
Bat	1,521	33	2.2
Skunk	22	4	18.2
Fox	2	0	
Raccoon	98	0	
<b>Total</b>	<b>3,036</b>	<b>38</b>	<b>1.3</b>

**Table 4 Rabid animals by month, Missouri**

<b>Species</b>	<b>J</b>	<b>F</b>	<b>M</b>	<b>A</b>	<b>M</b>	<b>J</b>	<b>J</b>	<b>A</b>	<b>S</b>	<b>O</b>	<b>N</b>	<b>D</b>	<b>Total</b>
Skunk	123	95	193	264	223	157	124	120	93	159	115	106	1,767
Bat	6	2		21	55	60	105	170	139	57	21		645
Raccoon		1	4		2	2	1	1				2	13
Opossum		1											1
Fox	2	5	3	3	4	5	2	3	2		1		30
Coyote			2				1						3
Dog	17	17	19	15	17	7	14	15	5	18	8	6	158
Cat	6	7	5	1	9	7	14	11	4	7	6	11	88
Cow	15	10	13	15	16	6	8	8	3	5	8	11	118
Horse	2	2			3	2	1	1	3		1	1	19
Pig	2												2
Goat					1							1	2
<b>Total</b>	<b>173</b>	<b>140</b>	<b>242</b>	<b>319</b>	<b>330</b>	<b>246</b>	<b>270</b>	<b>329</b>	<b>249</b>	<b>246</b>	<b>160</b>	<b>141</b>	<b>2,742</b>

**Table 5 Rabies in Kansas City, MO**

<b>Year</b>	<b>Bat</b>	<b>Cat</b>	<b>Other</b>	<b>Year</b>	<b>Bat</b>	<b>Cat</b>	<b>Other</b>	<b>Year</b>	<b>Bat</b>	<b>Cat</b>	<b>Other</b>
1980		1		1990	1			2000	1		
1981				1991	1			2001			
1982	1			1992				2002			
1983				1993	1			2003	1		
1984	2			1994				2004			
1985	1			1995				2005	1		
1986				1996				2006	10		
1987				1997	3			2007	3		
1988				1998	4			2008			
1989	1			1999				2009			
<b>Total</b>	<b>5</b>	<b>1</b>			<b>10</b>				<b>16</b>		

**Table 6 Rabid animals per submissions by month, 2007**

Month	Missouri		Kansas City	
	#Rabid/ #Submitted	% Rabid	#Rabid/ #Submitted	% Rabid
January	1/143	0.7	0/12	-
February	0/131	-	0/7	-
March	1/167	0.6	0/9	-
April	1/152	0.7	0/6	-
May	5/332	1.5	0/16	-
June	7/481	1.5	1/23	4.3
July	9/345	2.6	0/23	-
August	9/630	1.4	2/25	8.0
September	5/253	2.0	0/18	-
October	0/253	-	0/11	-
November	0/108	-	0/3	-
December	0/112	-	0/8	-
<b>Total</b>	<b>38/3,036</b>	<b>1.3</b>	<b>3/161</b>	<b>1.9</b>

\* rabid bats from zip codes 64113, 64131, 64132

**Table 7 Animal head submissions for rabies examinations, Kansas City, MO, 2007**

Species	J	F	M	A	M	J	J	A	S	O	N	D	Total
Dog	5	2	1	4	6			2	3	3	1	5	32
Cat	1				2		2		2	2			9
Bat	4	5	8	2	8	19	20	23	12	6	2	2	111
Raccoon	2					4	1		1			1	9
<b>Total</b>	<b>12</b>	<b>7</b>	<b>9</b>	<b>6</b>	<b>16</b>	<b>23</b>	<b>23</b>	<b>25</b>	<b>18</b>	<b>11</b>	<b>3</b>	<b>8</b>	<b>161</b>

**Table 8 Summary of animals submitted for rabies examination, Kansas City, MO**

Year	Animals submitted	Dog	Cat	High risk other*	Low risk other*
1998	230	9	14	237	
1999	117	43	7	64	3
2000	71	21	10	39	2
2001	26	12	13	1	
2002	49	23	9	16	1
2003	58	27	8	23	
2004	77	39	7	37	
2005	73	17	8	48	
2006	198	28	6	163	1
2007	161	32	9	120	

\* High risk other = species such as bats, ferrets, raccoons, foxes, etc

\* Low risk other = species such as squirrels, rabbits, etc

There were 4 rabid bats in 1998; 1 rabid bat in 2000; 1 rabid bat in 2003; 1 rabid bat in 2005; 10 rabid bats in 2006; 3 rabid bats in 2007

**Table 9 Animal bites by month, Kansas City, MO, 2007**

Month	Total	Dogs	Cats	Bats	Raccoon
January	32	20	6	4	2
February	27	20	2	5	0
March	53	43	2	8	0
April	36	31	3	2	0
May	60	43	9	8	0
June	51	26	2	19	4
July	49	20	8	20	1
August	51	23	4	24	0
September	50	32	4	12	2
October	53	40	7	6	0
November	31	25	4	2	0
December	16	13	0	2	1
<b>Total</b>	<b>509</b>	<b>336</b>	<b>51</b>	<b>112</b>	<b>10</b>

**Table 10 Animal bites by species, Kansas City, MO**

Year	Dog	Cat	Other
1998	512	100	10
1999	475	77	15
2000	496	80	19
2001	322	61	1
2002	422	57	23
2003	372	55	11
2004	418	68	35
2005	372	53	48
2006	319	51	166
2007	336	51	122

**Table 11 Animal bites per 100,000 Kansas City, MO, residents**

Year	Dog	Cat	Other
1998	116.3	22.7	2.3
1999	107.7	17.4	3.4
2000	112.3	13.8	4.3
2001	72.9	13.8	0.2
2002	95.6	15.2	5.2
2003	84.2	12.4	2.5
2004	94.7	15.4	7.9
2005	84.2	12.0	10.9
2006	72.2	11.6	37.6
2007	76.1	11.6	27.6

**Table 12 Dog bites by month and year, Kansas City, MO**

<b>Month</b>	<b>1998</b>	<b>1999</b>	<b>2000</b>	<b>2001</b>	<b>2002</b>	<b>2003</b>	<b>2004</b>	<b>2005</b>	<b>2006</b>	<b>2007</b>
January	39	20	22	NA	23	21	20	29	29	20
February	32	34	28	NA	29	26	28	24	20	20
March	39	35	39	NA	38	35	45	25	21	43
April	52	52	54	NA	51	38	51	33	26	31
May	66	47	52	NA	50	39	52	46	27	43
June	50	46	69	NA	40	36	53	46	25	26
July	53	52	61	NA	40	36	30	33	41	20
August	37	40	49	NA	38	37	30	29	25	23
September	42	45	39	NA	32	25	42	37	37	32
October	45	53	37	NA	22	21	31	32	29	40
November	28	33	18	NA	23	29	18	25	24	25
December	29	18	29	NA	24	27	18	13	15	13
<b>Total</b>	<b>512</b>	<b>475</b>	<b>497</b>	<b>322</b>	<b>410</b>	<b>370</b>	<b>418</b>	<b>372</b>	<b>319</b>	<b>336</b>

**Table 13 Cat bites by month and year, Kansas City, MO**

<b>Month</b>	<b>1998</b>	<b>1999</b>	<b>2000</b>	<b>2001</b>	<b>2002</b>	<b>2003</b>	<b>2004</b>	<b>2005</b>	<b>2006</b>	<b>2007</b>
January	8	2	4	NA	4	2	4	3	1	6
February	4	4	2	NA	1	6	4	2	1	2
March	5	8	6	NA	1	4	4	6	2	2
April	12	5	11	NA	6	4	11	6	8	3
May	11	3	12	NA	8	2	3	3	8	9
June	6	9	11	NA	9	12	11	10	4	2
July	12	8	14	NA	10	7	6	5	7	8
August	12	6	7	NA	5	5	5	3	9	4
September	8	10	4	NA	7	2	7	3	3	4
October	8	5	10	NA	3	5	4	6	2	7
November	7	9	3	NA	2	4	8	5	3	4
December	7	8	2	NA	1	2	1	1	3	0
<b>Total</b>	<b>100</b>	<b>77</b>	<b>86</b>	<b>61</b>	<b>57</b>	<b>55</b>	<b>68</b>	<b>53</b>	<b>51</b>	<b>51</b>