

**DIVISION OF COMMUNICABLE DISEASE PREVENTION  
& PUBLIC HEALTH PREPAREDNESS  
KANSAS CITY, MISSOURI HEALTH DEPARTMENT  
2007**

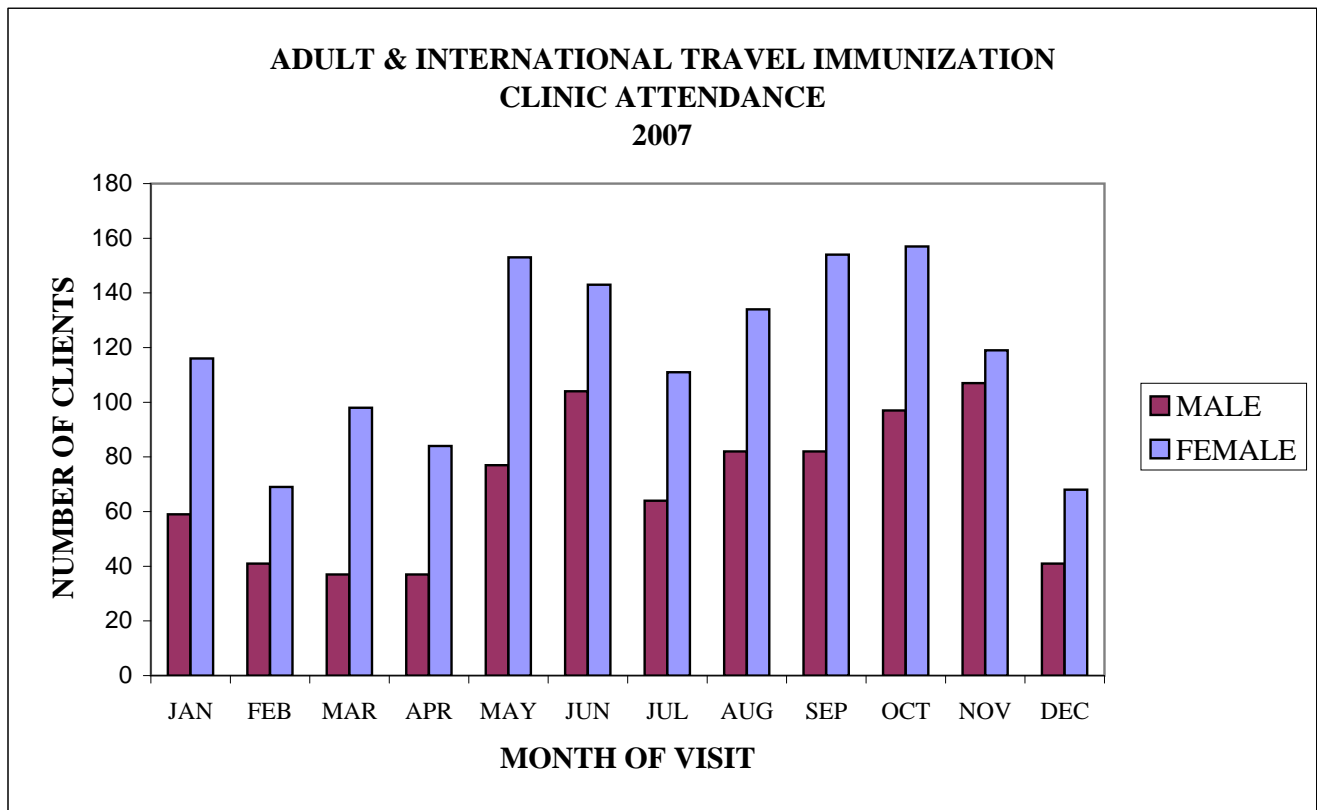
**ADULT/TRAVEL IMMUNIZATIONS**

**SUBMITTED BY:**  
RON GRIFFIN, M.P.H.  
DIVISION MANAGER

**REPORT PREPARED BY:**  
Jenel Brock, RN, BSN, Public Health Nurse Supervisor  
Tiffany Wilkinson, M.P.H., Assistant Division Manager

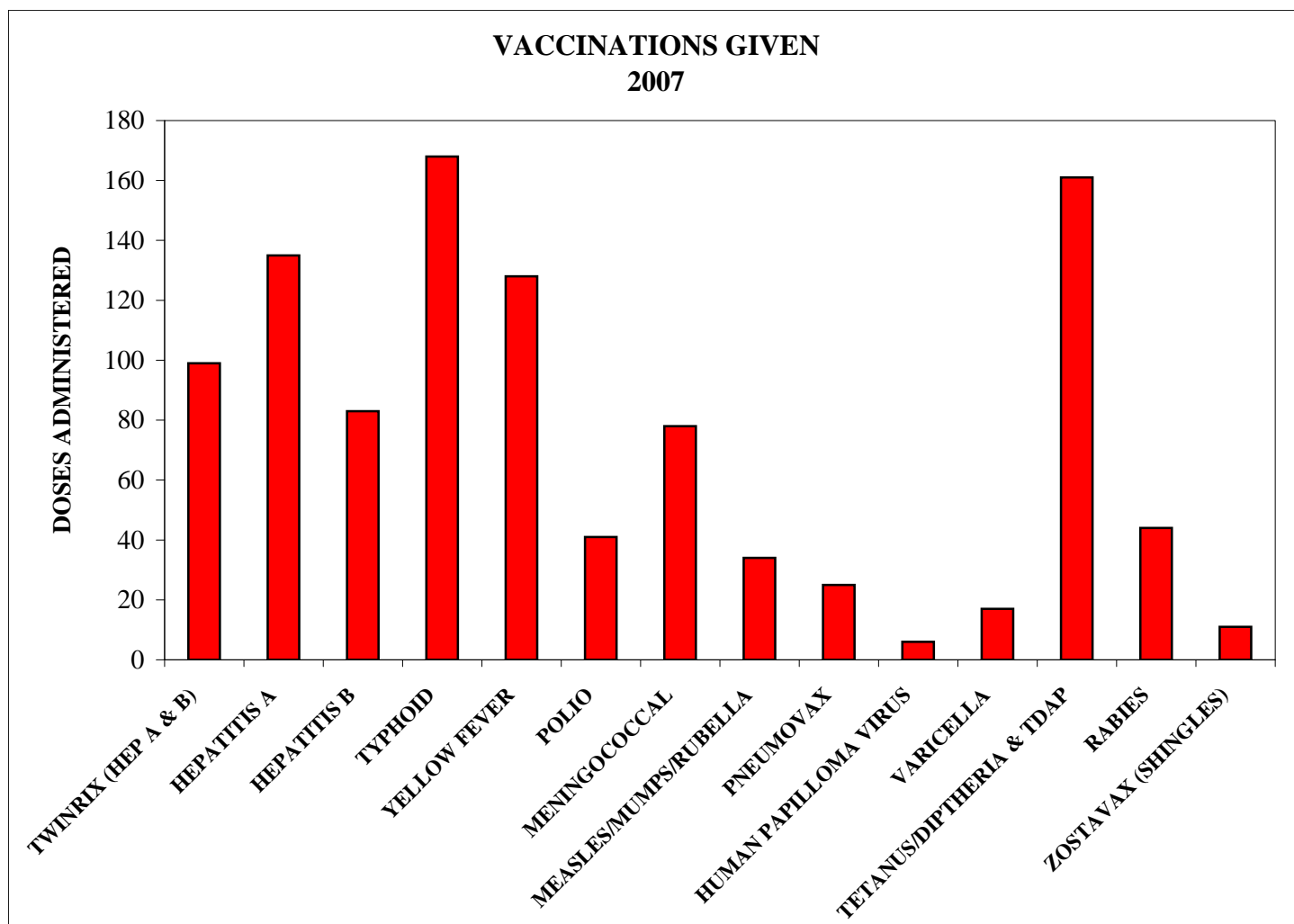
**ADULT & INTERNATIONAL TRAVEL IMMUNIZATION CLINIC ATTENDANCE  
BY RACE, SEX AND MONTH OF VISIT  
2007**

	MALE						FEMALE						TOTAL
	SUB					SUB							
	ASIAN	BLACK	HISP	OTHER/ UNK	WHITE	TOTAL	ASIAN	BLACK	HISP	OTHER/ UNK	WHITE	TOTAL	
JAN	4	29	3	1	22	59	6	70	1	0	39	116	175
FEB	3	21	1	1	15	41	1	41	1	1	25	69	110
MAR	1	17	3	3	13	37	3	56	0	6	33	98	135
APR	4	13	1	3	16	37	8	50	1	4	21	84	121
MAY	23	24	2	4	24	77	32	66	1	9	45	153	230
JUN	13	28	5	5	53	104	23	76	5	6	33	143	247
JUL	12	14	5	7	26	64	14	59	4	2	32	111	175
AUG	14	30	2	6	30	82	10	78	3	7	36	134	216
SEP	9	48	0	4	21	82	13	107	2	5	27	154	236
OCT	16	27	0	12	42	97	15	86	0	13	43	157	254
NOV	14	40	6	14	33	107	14	65	0	13	27	119	226
DEC	8	17	0	1	15	41	6	40	0	3	19	68	109
TOTAL	121	308	28	61	310	828	145	794	18	69	380	1406	2234



**ADULT & INTERNATIONAL TRAVEL IMMUNIZATIONS  
BY VACCINE TYPE AND MONTH  
2007**

VACCINATIONS	JAN	FEB	MAR	APR	MAY	JUN	JUL	AUG	SEP	OCT	NOV	DEC	TOTAL
TWINRIX (HEP A & B)	9	8	8	12	10	12	6	6	4	10	9	5	99
HEPATITIS A	15	8	13	8	7	11	10	9	12	15	18	9	135
HEPATITIS B	9	8	2	4	8	3	6	11	15	9	4	4	83
TYPHOID	12	1	12	17	15	20	6	9	13	22	31	10	168
YELLOW FEVER	10	4	11	9	8	16	9	11	8	14	26	2	128
POLIO	0	0	4	4	4	5	1	2	5	9	6	1	41
MENINGOCOCCAL	2	0	5	2	4	9	14	15	3	9	13	2	78
MEASLES/MUMPS/RUBELLA	2	3	3	0	3	4	2	2	2	3	7	3	34
PNEUMOVAX	3	0	0	0	0	1	1	0	0	8	8	4	25
HUMAN PAPILLOMA VIRUS	0	0	0	0	1	1	1	2	1	0	0	0	6
VARICELLA	2	2	0	2	1	2	0	0	2	0	2	4	17
TETANUS/DIPHTHERIA & TDAP	22	15	22	15	12	17	13	11	7	11	10	6	161
RABIES	2	7	4	2	3	3	3	3	4	8	2	3	44
ZOSTAVAX (SHINGLES)	0	0	0	0	0	1	4	1	0	3	2	0	11
MO INITIATIVE - HEPATITIS	24	15	14	19	62	200	33	56	70	61	28	17	599
TUBERCULOSIS SKIN TEST	108	54	74	65	93	112	95	141	174	113	100	53	1182
<b>TOTAL</b>	<b>220</b>	<b>125</b>	<b>172</b>	<b>159</b>	<b>231</b>	<b>417</b>	<b>204</b>	<b>279</b>	<b>320</b>	<b>295</b>	<b>266</b>	<b>123</b>	<b>2811</b>



**DIVISION OF COMMUNICABLE DISEASE PREVENTION  
& PUBLIC HEALTH PREPAREDNESS  
KANSAS CITY, MISSOURI HEALTH DEPARTMENT  
2007**

**HUMAN PAPILLOMA VIRUS (HPV) VACCINE INITIATIVE**  
(in collaboration with the Kansas City Healthcare Foundation)

**SUBMITTED BY:**  
RON GRIFFIN, M.P.H.  
DIVISION MANAGER

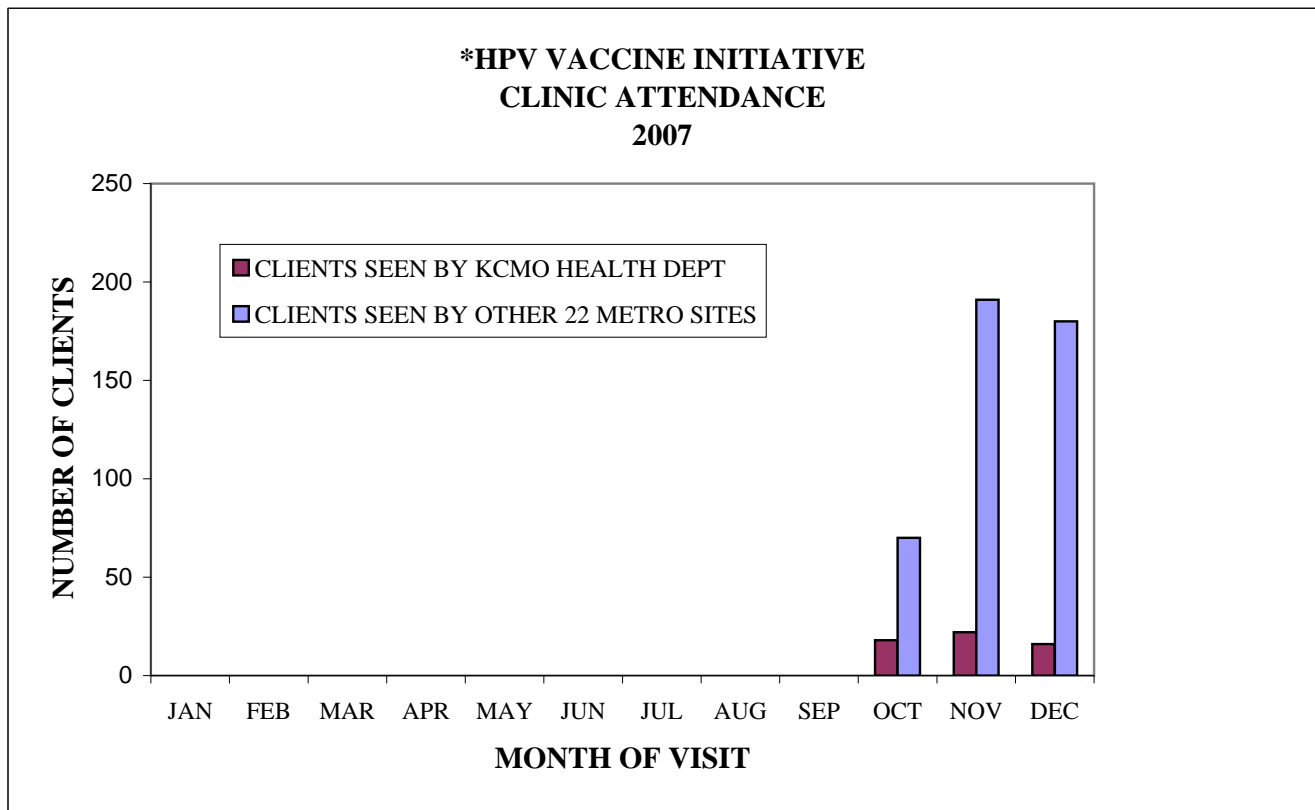
**REPORT PREPARED BY:**  
Laurie Dolezal, BSN, MPH, Public Health Nurse  
Tiffany Wilkinson, M.P.H., Assistant Division Manager

**HPV VACCINE INITIATIVE  
BY SITE, RACE, AND MONTH OF VISIT  
2007**

CLIENTS SEEN BY KCMO HEALTH DEPT

CLIENTS SEEN BY OTHER 22 METRO SITES

	SUB						SUB						TOTAL
	ASIAN	BLACK	HISP	OTHER/ UNK	WHITE	TOTAL	ASIAN	BLACK	HISP	OTHER/ UNK	WHITE	TOTAL	
JAN	*Kansas City Healthcare Foundation HPV Grant was Initiated in October 2007												
FEB													
MAR													
APR													
MAY													
JUN													
JUL													
AUG													
SEP													
OCT													
NOV	2	10	1	1	8	22	1	20	51	5	114	191	213
DEC	1	6	0	0	9	16	3	35	56	5	81	180	196
TOTAL	3	23	1	1	28	56	7	64	130	13	227	441	497



**DIVISION OF COMMUNICABLE DISEASE PREVENTION  
& PUBLIC HEALTH PREPAREDNESS  
KANSAS CITY, MISSOURI HEALTH DEPARTMENT  
2007**

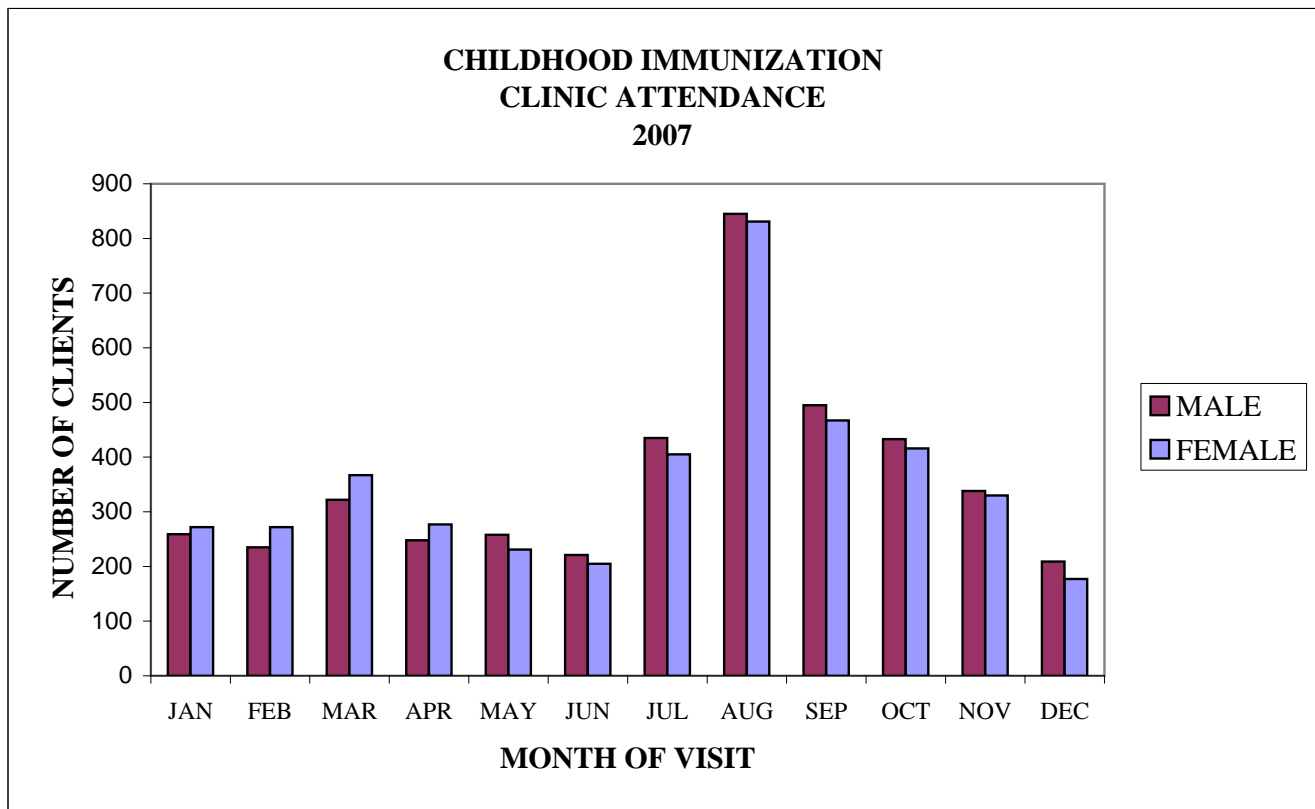
**CHILDHOOD IMMUNIZATIONS**

**SUBMITTED BY:**  
RON GRIFFIN, M.P.H.  
DIVISION MANAGER

**REPORT PREPARED BY:**  
Jenel Brock, RN, BSN, Public Health Nurse Supervisor  
Judy Moore-Nichols, MPA, Child Health & Immunization Program Manager  
Tiffany Wilkinson, M.P.H., Assistant Division Manager

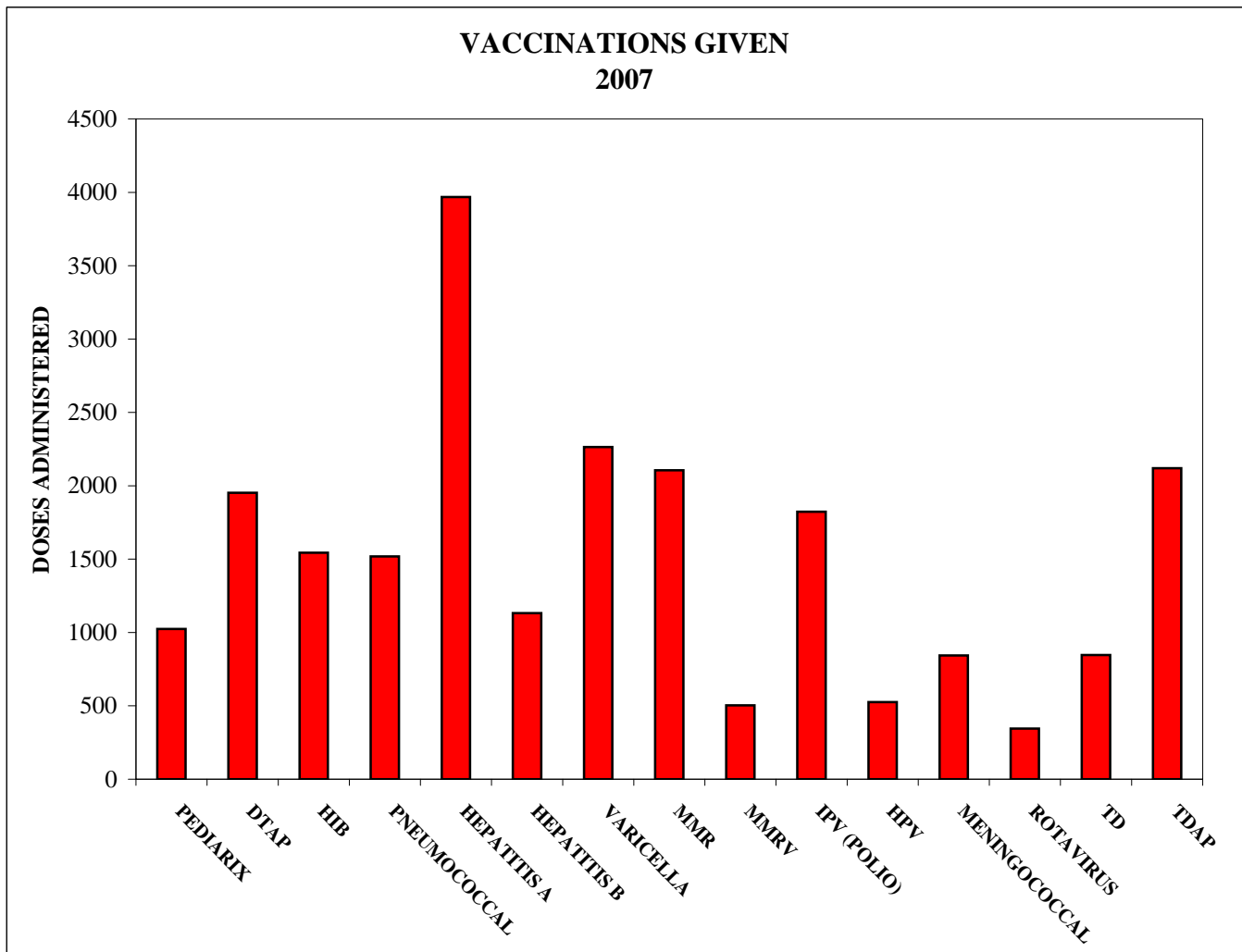
**CHILDHOOD IMMUNIZATION CLINIC ATTENDANCE  
BY RACE, SEX AND MONTH OF VISIT  
2007**

	MALE						FEMALE						
	ASIAN	BLACK	HISP	OTHER/ UNK	WHITE	SUB TOTAL	ASIAN	BLACK	HISP	OTHER/ UNK	WHITE	SUB TOTAL	TOTAL
JAN	8	155	68	0	28	259	7	156	74	0	35	272	531
FEB	11	142	60	5	17	235	12	151	78	12	19	272	507
MAR	8	209	77	2	26	322	8	229	94	3	33	367	689
APR	18	130	83	1	16	248	14	149	96	0	18	277	525
MAY	9	149	73	3	24	258	10	120	64	18	19	231	489
JUN	13	130	59	0	19	221	21	103	62	0	19	205	426
JUL	19	266	111	0	39	435	20	237	114	0	34	405	840
AUG	35	533	60	78	139	845	23	525	55	80	148	831	1676
SEP	21	297	44	29	104	495	15	291	37	35	89	467	962
OCT	26	247	17	36	107	433	21	230	13	44	108	416	849
NOV	20	170	18	48	82	338	25	176	21	39	69	330	668
DEC	9	103	11	31	55	209	7	98	8	18	46	177	386
TOTAL	197	2531	681	233	656	4298	183	2465	716	249	637	4250	8548



**CHILDHOOD IMMUNIZATIONS  
BY VACCINE TYPE AND MONTH  
2007**

VACCINATIONS	JAN	FEB	MAR	APR	MAY	JUN	JUL	AUG	SEP	OCT	NOV	DEC	TOTAL
PEDIARIX	88	67	104	67	76	77	68	155	93	109	70	50	1024
DTAP	100	104	125	107	126	109	182	465	265	163	128	78	1952
HIB	132	111	141	120	136	121	128	188	128	147	111	81	1544
PNEUMOCOCCAL	132	115	140	133	139	101	123	180	112	130	123	90	1518
HEPATITIS A	281	274	393	229	238	208	508	657	460	320	225	175	3968
HEPATITIS B	78	89	102	75	62	38	94	197	168	68	94	67	1132
VARICELLA	131	107	168	77	160	115	225	445	66	332	266	172	2264
MMR	74	79	84	77	90	145	212	513	275	285	166	106	2106
MMRV	95	92	102	88	76	0	50	0	0	0	0	0	503
IPV (POLIO)	99	124	111	78	94	66	176	449	195	221	134	76	1823
HPV	0	16	63	34	49	30	75	61	72	40	59	27	526
MENINGOCOCCAL	56	27	76	35	50	48	132	112	166	28	76	37	843
ROTAVIRUS	21	22	34	26	33	34	31	25	24	40	30	25	345
TD	68	99	114	115	44	22	50	138	53	74	38	32	847
TDAP	111	89	129	87	103	99	228	485	324	191	177	97	2120
<b>TOTAL</b>	<b>1466</b>	<b>1415</b>	<b>1886</b>	<b>1348</b>	<b>1476</b>	<b>1213</b>	<b>2282</b>	<b>4070</b>	<b>2401</b>	<b>2148</b>	<b>1697</b>	<b>1113</b>	<b>22515</b>



**DIVISION OF COMMUNICABLE DISEASE PREVENTION  
& PUBLIC HEALTH PREPAREDNESS  
KANSAS CITY, MISSOURI HEALTH DEPARTMENT  
2007**

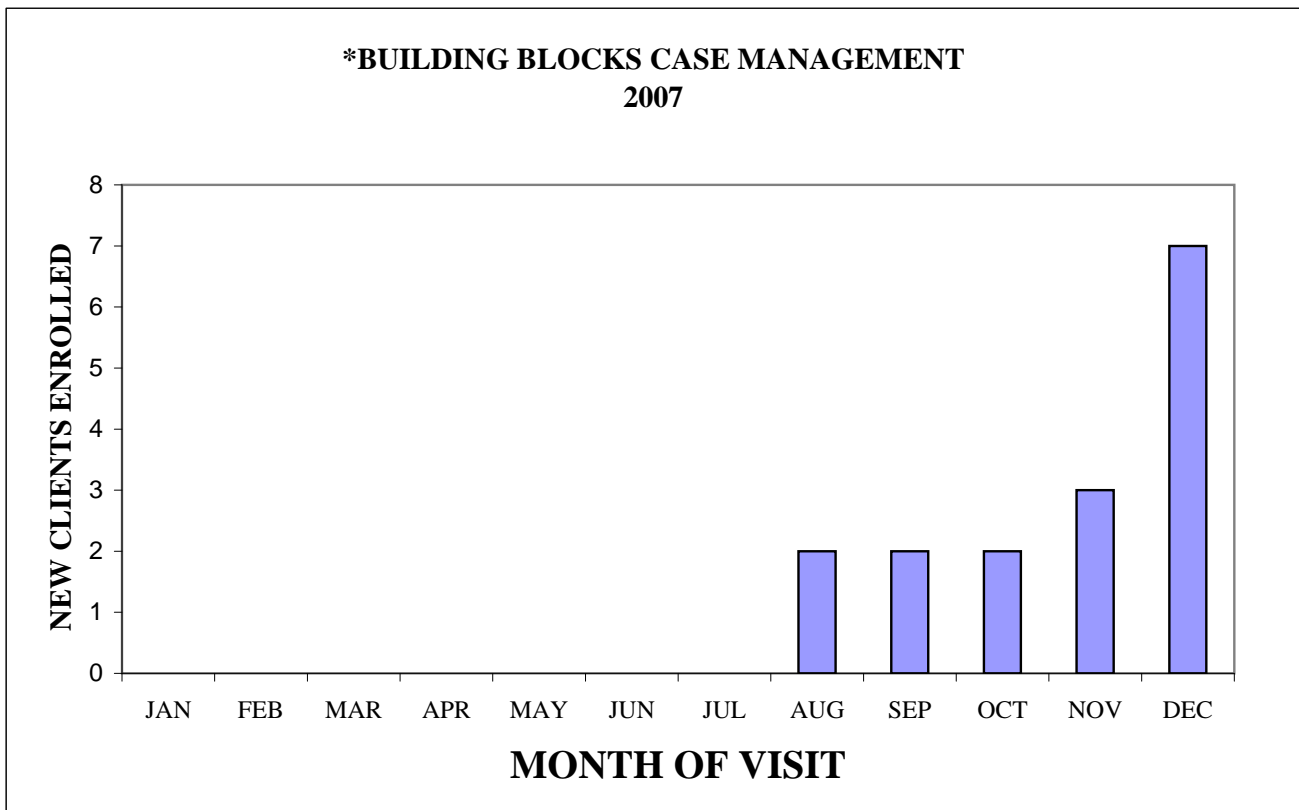
**BUILDING BLOCKS PROGRAM  
NURSE FAMILY PARTNERSHIP**

**SUBMITTED BY:**  
RON GRIFFIN, M.P.H.  
DIVISION MANAGER

**REPORT PREPARED BY:**  
Jenel Brock, RN, BSN, Public Health Nurse Supervisor  
Tiffany Wilkinson, M.P.H., Assistant Division Manager

**BUILDING BLOCKS CASE MANAGEMENT  
BY RACE, AGE AND MONTH ENROLLED  
2007**

	ASIAN			BLACK			HISPANIC			WHITE			TOTAL
	12-19	20-29	30-40	12-19	20-29	30-40	12-19	20-29	30-40	12-19	20-29	30-40	
JAN	*The Building Blocks Program began enrolling clients in August 2007												
FEB													
MAR													
APR													
MAY													
JUN													
JUL													
AUG	0	0	0	1	1	0	0	0	0	0	0	0	2
SEP	0	0	0	1	1	0	0	0	0	0	0	0	2
OCT	0	0	0	1	0	1	0	0	0	0	0	0	2
NOV	0	0	0	1	0	0	1	0	0	0	1	0	3
DEC	0	0	0	2	1	0	0	0	0	2	2	0	7
TOTAL	0	0	0	6	3	1	1	0	0	2	3	0	16



**DIVISION OF COMMUNICABLE DISEASE PREVENTION  
& PUBLIC HEALTH PREPAREDNESS  
KANSAS CITY, MISSOURI HEALTH DEPARTMENT  
2007**

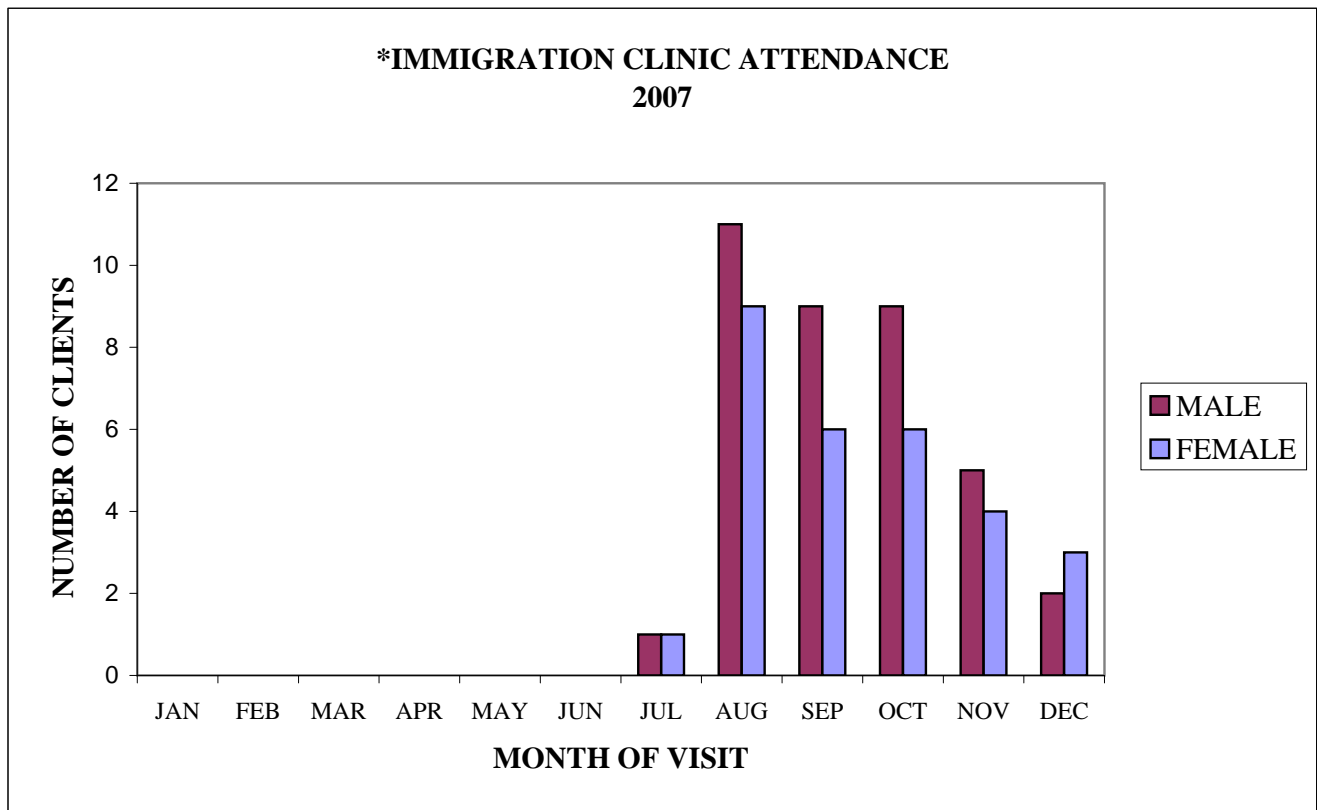
**IMMIGRATION CLINIC**

**SUBMITTED BY:**  
RON GRIFFIN, M.P.H.  
DIVISION MANAGER

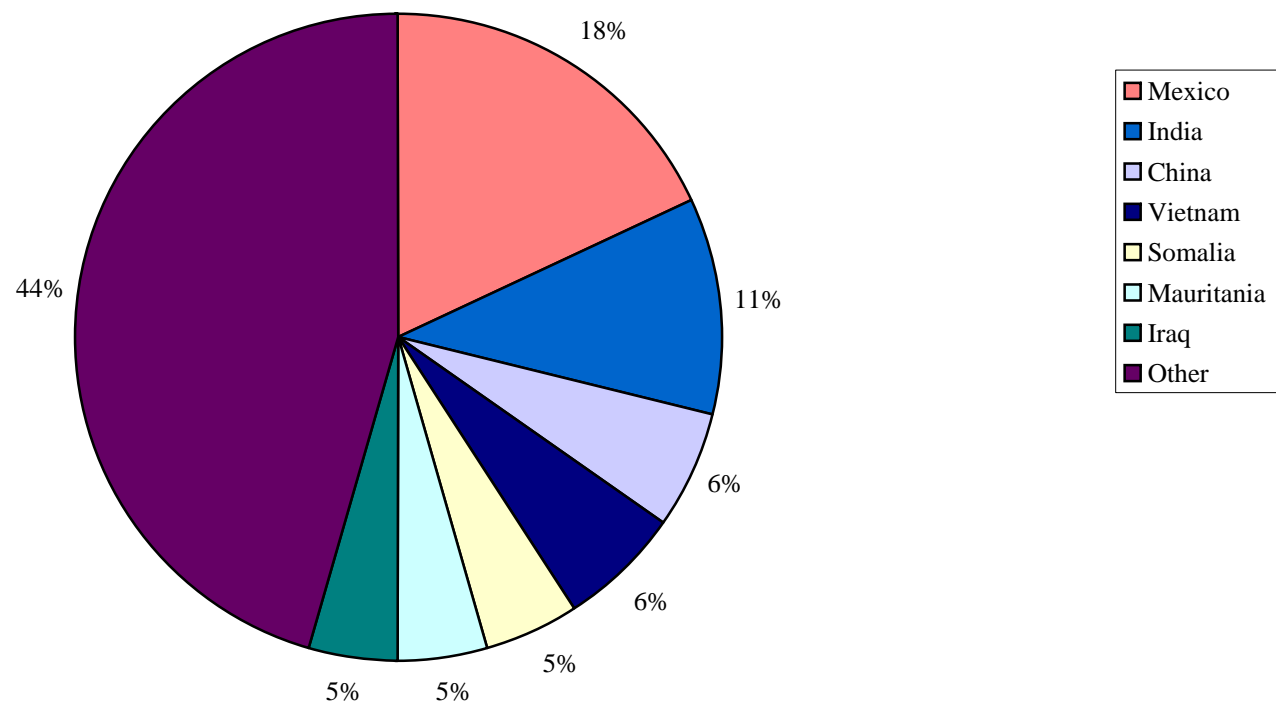
**REPORT PREPARED BY:**  
Jenel Brock, RN, BSN, Public Health Nurse Supervisor  
Tiffany Wilkinson, M.P.H., Assistant Division Manager

**IMMIGRATION CLINIC ATTENDANCE  
BY RACE, SEX AND MONTH OF VISIT  
2007**

	MALE					FEMALE					SUB		TOTAL
	ASIAN	BLACK	HISP	OTHER/ UNK	WHITE	TOTAL	ASIAN	BLACK	HISP	OTHER/ UNK	WHITE	TOTAL	
	JAN	*The Immigration Clinic was first opened on July 31, 2007											
FEB													
MAR													
APR													
MAY													
JUN													
JUL	1	0	0	0	0	1	0	0	1	0	0	1	2
AUG	1	2	3	3	2	11	1	4	4	0	0	9	20
SEP	5	2	0	1	1	9	3	1	0	0	2	6	15
OCT	0	3	5	0	1	9	1	1	3	0	1	6	15
NOV	1	1	0	3	0	5	1	0	0	3	0	4	9
DEC	0	0	0	1	1	2	0	2	0	1	0	3	5
TOTAL	8	8	8	8	5	37	6	8	8	4	3	29	66



**Kansas City, MO Health Department  
Immigration Clients by Country of Origin  
2007 (n=66)**



**DIVISION OF COMMUNICABLE DISEASE PREVENTION  
& PUBLIC HEALTH PREPAREDNESS  
KANSAS CITY, MISSOURI HEALTH DEPARTMENT  
2007**

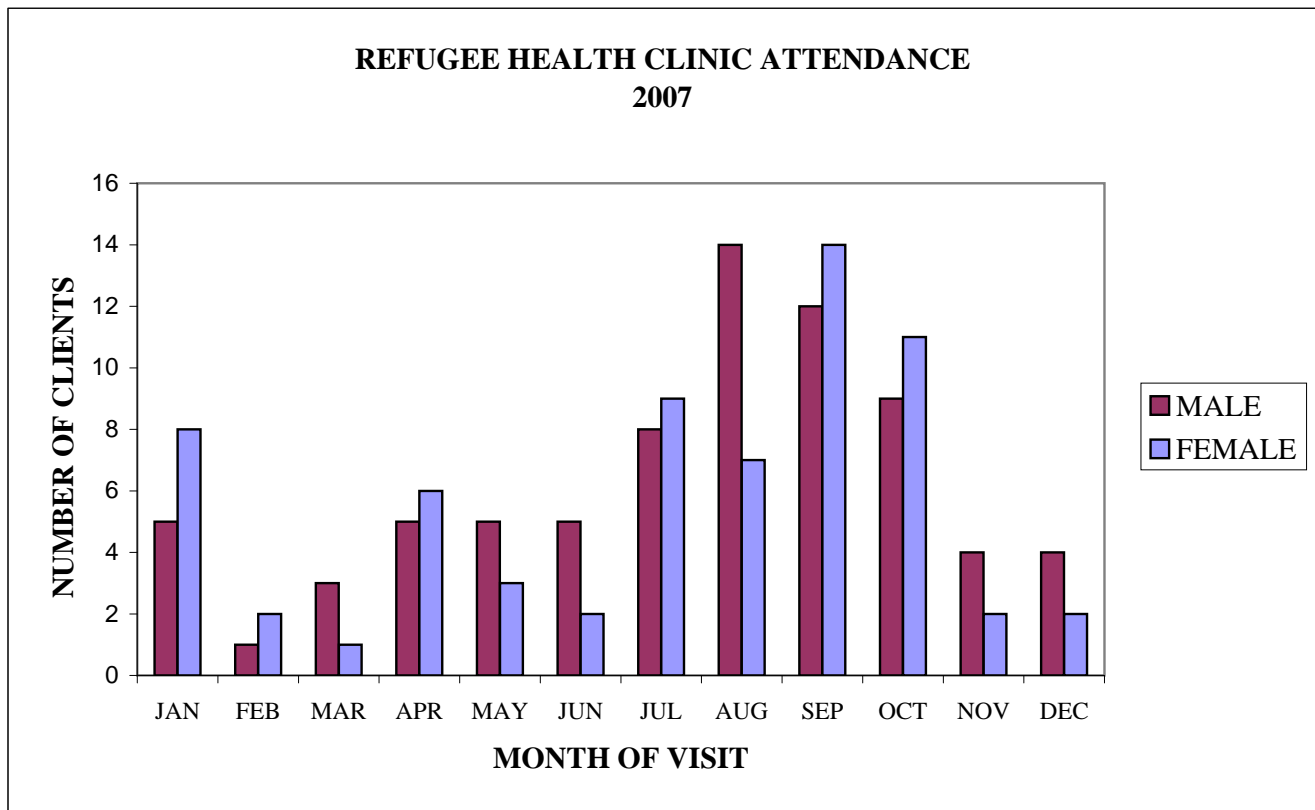
**REFUGEE HEALTH CLINIC**

**SUBMITTED BY:**  
RON GRIFFIN, M.P.H.  
DIVISION MANAGER

**REPORT PREPARED BY:**  
Lorne Carroll, RN, Public Health Nurse  
Tiffany Wilkinson, M.P.H., Assistant Division Manager

**REFUGEE HEALTH CLINIC ATTENDANCE  
BY RACE, SEX AND MONTH OF VISIT  
2007**

	MALE						FEMALE						
	ASIAN	BLACK	HISP	OTHER/ UNK	SUB		ASIAN	BLACK	HISP	OTHER/ UNK	SUB		TOTAL
					WHITE	TOTAL					WHITE	TOTAL	
JAN	0	5	0	0	0	5	0	8	0	0	0	8	13
FEB	1	0	0	0	0	1	0	2	0	0	0	2	3
MAR	0	0	3	0	0	3	0	0	1	0	0	1	4
APR	0	5	0	0	0	5	0	4	2	0	0	6	11
MAY	0	5	0	0	0	5	0	3	0	0	0	3	8
JUN	0	5	0	0	0	5	0	2	0	0	0	2	7
JUL	0	7	1	0	0	8	0	7	2	0	0	9	17
AUG	4	10	0	0	0	14	3	4	0	0	0	7	21
SEP	2	8	1	0	1	12	1	11	2	0	0	14	26
OCT	1	6	2	0	0	9	5	5	1	0	0	11	20
NOV	0	0	3	0	1	4	0	0	2	0	0	2	6
DEC	1	3	0	0	0	4	0	2	0	0	0	2	6
TOTAL	9	54	10	0	2	75	9	48	10	0	0	67	142



**Kansas City, MO Health Department  
Refugee Health Clients by Country of Origin  
2007 (n=142)**

