

Domestic Violence

The number of reported domestic violence incidents in Kansas City declined nearly 18% between 2001 and 2005 (Figure 110). In 2006, there were 4,258 instances according the Police Department.⁴³² More than a third (34.9%) of domestic violence incidents occurred on a Saturday or Sunday (Figure 111). Almost half of all incidents occurred between 4 PM and 12 AM (Figure 112).

Figure 110 Reported cases of domestic violence reported to the Police Department, Kansas City, Mo

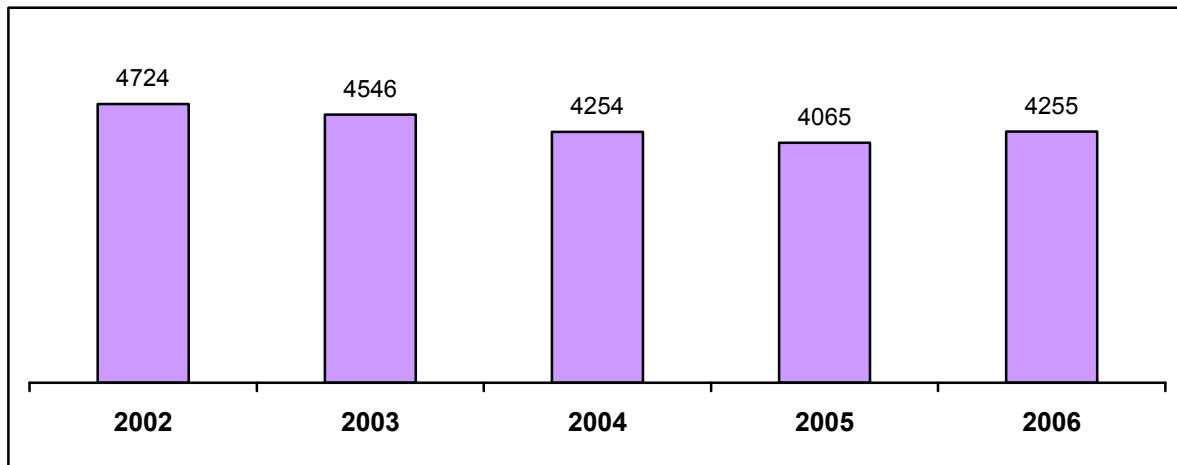
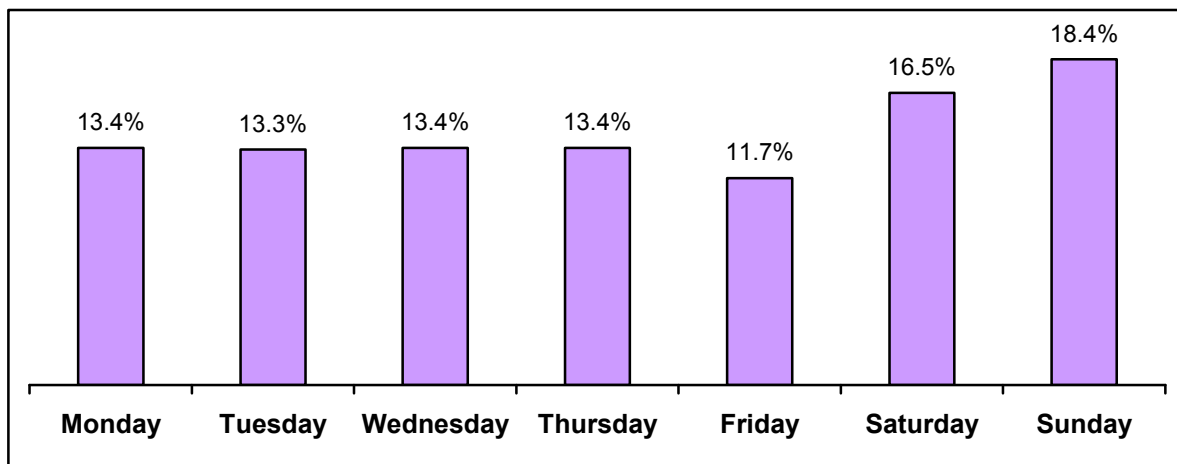


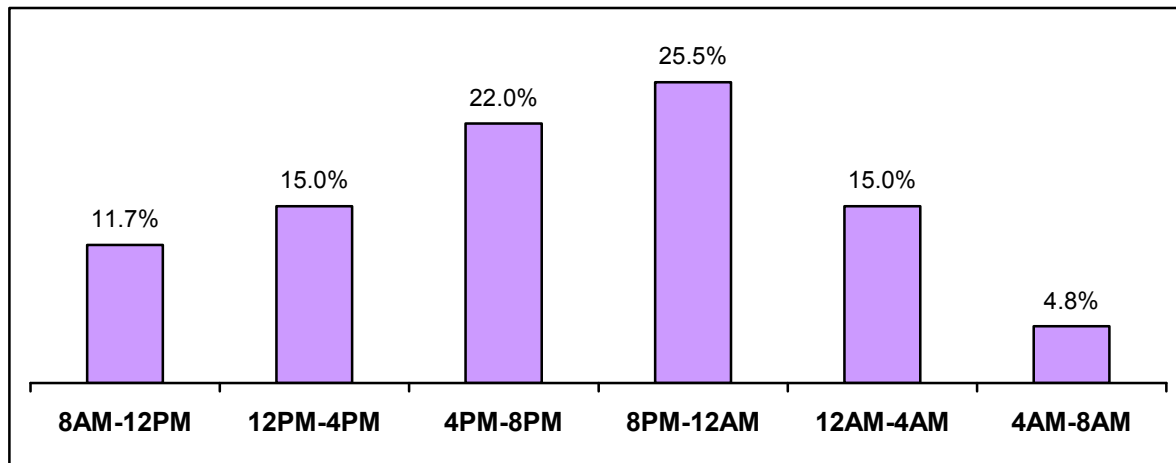
Figure 111 Domestic violence incidents by day of week, Kansas City, Mo, 2006



⁴³² Kansas City, Missouri, Police Department. 2006 Annual Report. www.kcpd.org.



Figure 112 Domestic violence by time of day, Kansas City, Mo, 2006



In 45.8% of the cases, the event was not the first time that the offender committed domestic violence against the victim; 0.4% of the victims had previously filed an order of protection against the offender. Nearly 19% of the offenses were aggravated assault, 80% were non-aggravated assault, 0.6% involved vandalism, and 1.1% were robberies. Twenty homicides (0.5% of incidents) resulted, comprising 19.4% of the homicides recorded in the City in 2006.

In 35% of incidents, the offender and victim had resided together in the past. Individuals who were not married but living together, were involved in 14.5% of incidents, while only 13.1% incidents involved spouses and 0.9% former spouses. In 21.6% of the incidents there was at least one child in common for the offender and victim. Thirteen point three percent of incidents occurred between individuals related by blood and 0.8% by persons related by marriage.

In 2006, the Police recorded the involvement of alcohol and/or drugs for 65.3% and 46.9% of domestic violence incidents, respectively. For the 2,779 incidents in which information regarding alcohol was available, 51.5% of reports indicated the absence of alcohol. When alcohol was involved, 92.7% of offenders, 7.9% of victims, and 58.3% both offenders and victims had been drinking. For the 1,999 reports that had information regarding the presence of drugs, 84.6% found no drug involvement. When drugs were recorded, 84.7% had drug use by the offender, 4.2% had use by the victim, and 11.1% had both parties using drugs.

Overall, about 40% of women and 29% of men report violence from intimate partners at some time in the life, according to a report at the 2006 Academy of Management meeting. This violence, in turns, affects the workplace resulting in nearly \$1.8 billion in lost productivity each year. About 10% of victims experienced violence within the prior year and, for most, this led to lessen work productivity. Women who were victims of domestic violence lost an average of 249 work hours to distraction, 40% more than non-victims. Among men, victims lost 244 hours to distraction, compared to 202 hours for non-victims. Tardiness and/or absenteeism was 26 times more likely in recent domestic violence cases compared to non-victims.

DOMESTIC VIOLENCE

Internationally, a study of violence against dating partners among university students found a third were violent with their partner and that women are as likely to as men to be the perpetrator (www.unh.edu/fri). The most common pattern of dating violence involves both partners hitting each other, followed by the female partner being the sole perpetrator, and least commonly, only the male partner does the hitting.

Nationally, female-to-male partner violence is higher than male-to-female violence, 21% versus 14%, and this is consistent across racial and ethnic groups.⁴³³ The PULSE survey⁴³⁴, conducted by the Kansas City Health Department and the Lesbian and Gay Community Center of Greater Kansas City, found a domestic violence rate of 12% in the lesbian, gay, bisexual and transgendered community. The rate was higher among lesbians (15%) compared to gay men (11%). Among racial and ethnic groups, the percentage of lesbian and gay victims of domestic violence was highest among Hispanics (24%), followed by non-Hispanic blacks (17%), and non-Hispanic whites (11%). Fifty-six percent of these victims reported multiple attacks in the prior 3 years.

It has been reported that young men who commit intimate partner violence more likely to engage in more risky sexual behaviors, have sex with other women, and have fathered 3 or more children.⁴³⁵

⁴³³ Caetano R, Cunradi C. Intimate partner violence and depression among whites, blacks, and Hispanics. *Ann Epidemiol* 2003;13:661-665.

⁴³⁴ Kansas City Health Department, Lesbian and Gay Community Center of Kansas City. The PULSE. A health assessment of the lesbian, gay, bisexual, & transgendered (LGBT) community in the Kansas City, Missouri, bi-state metropolitan area. 2004. www.kcmo.org/health.

⁴³⁵ Raj A et al. Perpetration of intimate partner violence associated with sexual risk behaviors among young adult men. *Am J Public Health* 2006;96:1873-1878.